

INSTITUTE OF HOME ECONOMICS

(UNIVERSITY OF DELHI)



1.4 Feedback from Stakeholders (2022-23): A Brief Analysis

1.4.2 Stakeholder Feedback Report

Table of Contents

S. No.	Section	Pg. No.
1	Feedback from faculty	2–19
2	Feedback from students	20–38
3	Feedback from alumni	39–42
4	Feedback from employers	43–51
5	Feedback from non-teaching staff	52–57
6	Feedback from parents	58–63

FEEDBACK

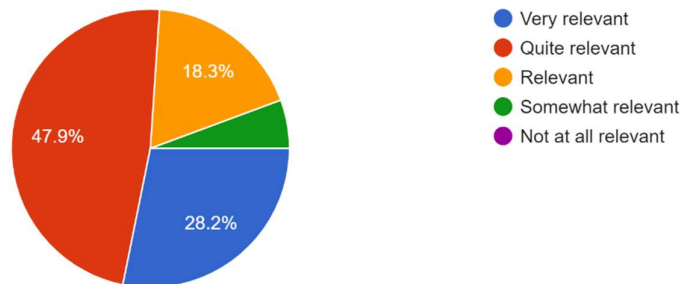
FROM

FACULTY

CURRICULAR AND PEDAGOGIC COMPONENTS, ICT FACILITIES

1. How much is the current syllabus of the course(s) that you are teaching relevant to contemporary trends in the discipline?

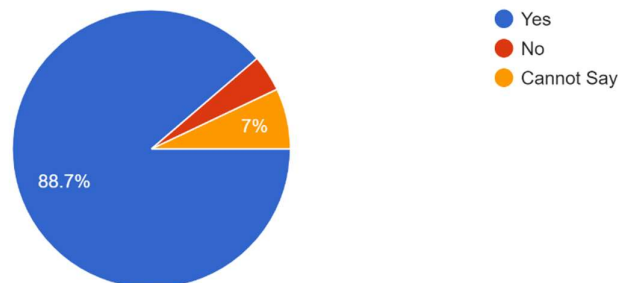
71 responses



The data showed that approximately fifty per cent of the faculty found the syllabus of the course relevant to contemporary trends in the discipline and about thirty per cent of them found them very relevant.

2. Do you think the curriculum responds to the emerging research and practical application needs of the field?

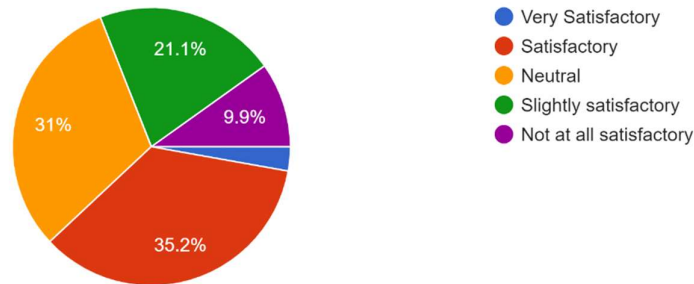
71 responses



Most of the teachers responded that the curriculum responds to the emerging research and practical application needs of the field.

3. How would you rate the ICT facilities at IHE and its contribution in creating a technologically upgraded pedagogical environment?

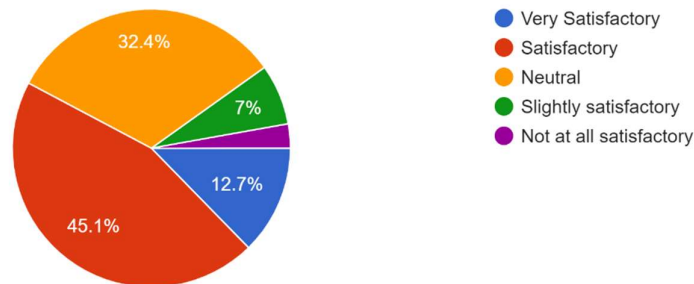
71 responses



A little less than forty percent of the respondents felt that ICT facilities of the institute has contributed to create a technological upgraded pedagogical environment.

4. How would you rate the institute's efforts to prepare the teaching staff to utilize the ICT framework, specifically during the pandemic?

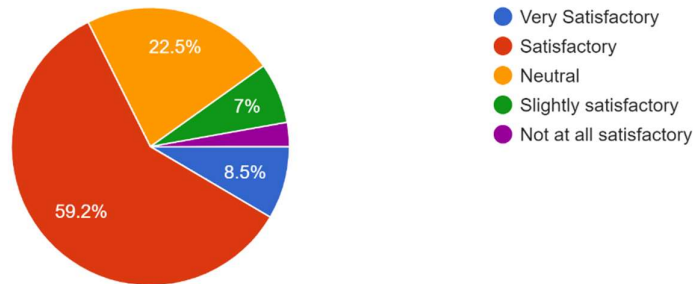
71 responses



Approximately half of the respondents felt that institute made efforts to prepare the teaching staff to utilize the ICT framework specifically during the pandemic.

5. How would you rate the availability of primary and secondary physical study material for students and teachers in the library?

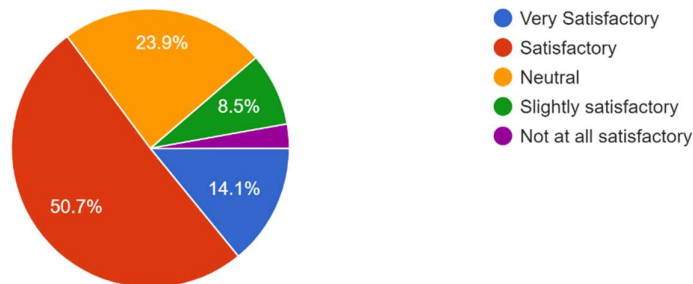
71 responses



About sixty percent of the respondents felt that the institute's library has the availability of primary and secondary physical study materials for students and teachers.

6. How would you rate the availability of primary and secondary online materials and facilities through the library and website?

71 responses

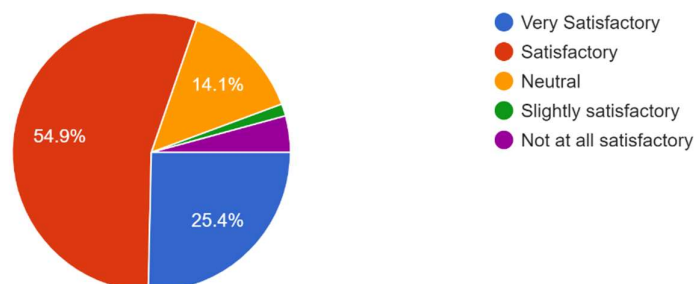


The data showed that half of the respondents are satisfied with the availability of primary and secondary online materials and facilities through the library and website.

ACADEMIC AND RESEARCH ENVIRONMENT

7. How would you rate the academic and work culture at IHE?

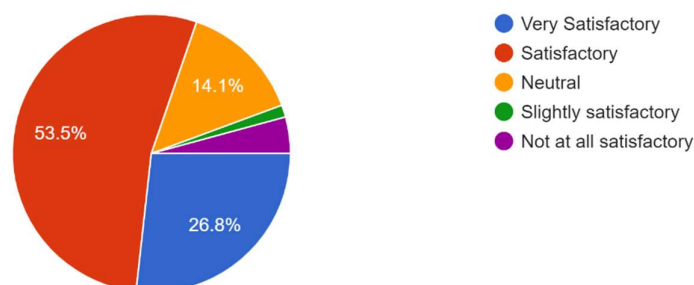
71 responses



Most of the respondents found the academic and work culture at IHE satisfying and one-fourth of the respondents found it very satisfactory.

8. How would you rate the quality of your job satisfaction at IHE?

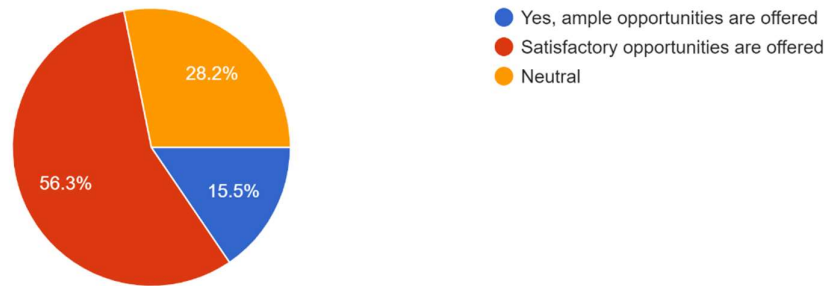
71 responses



'Satisfactory' was the response of approximately half of the respondents for the quality of the job and about twenty seven percent found it very satisfactory.

9. Do you think that IHE offers faculty members opportunities for professional growth?

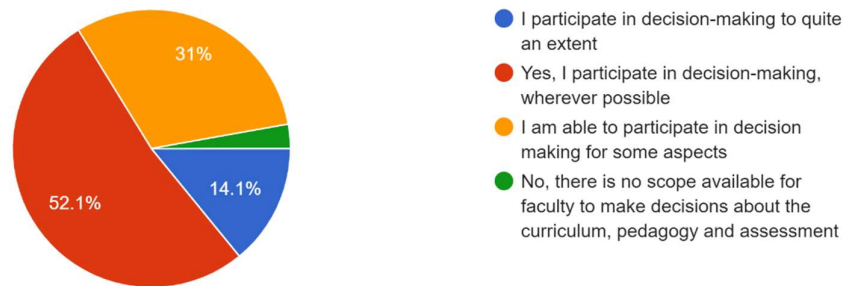
71 responses



Most of the faculty were found to be satisfied with the opportunities provided for the professional growth at IHE.

10. As a faculty, do you have freedom to make decisions about the curriculum, pedagogy and assessment of your students?

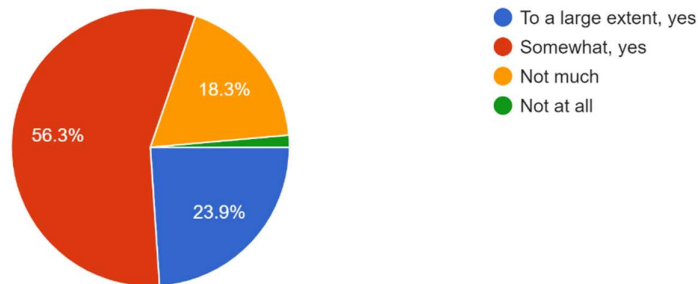
71 responses



Half of the respondents felt that they could participate in the decision making wherever possible in the institution.

11. As a faculty member, do you think you have the freedom to pursue academic autonomy?

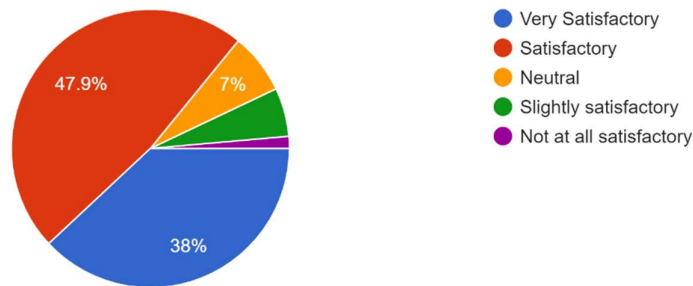
71 responses



Approximately one-fourth of the respondents felt that they had the freedom to pursue academic autonomy and fifty six percent of them found it to some extent.

12. How would you rate the working environment in your department ? Do you think it is conducive to augmenting teaching-learning and functioning in a democratic fashion?

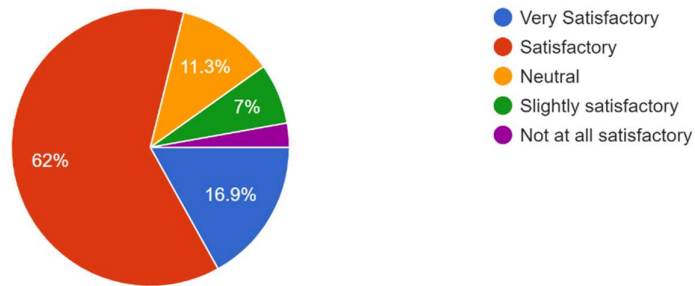
71 responses



Approximately half of the respondents rated the work environment of the department conducive to augment teaching-learning and functioning in a democratic fashion.

13. Do you feel satisfied with the workload allocated to you at the Institute?

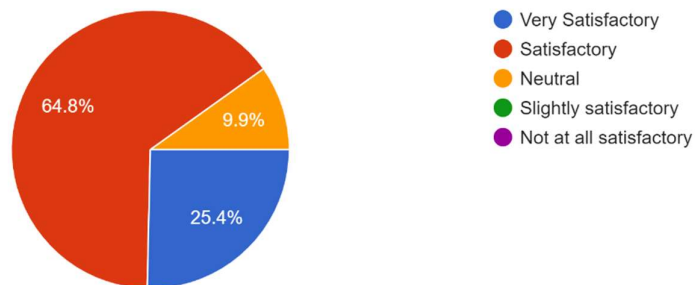
71 responses



More than half of the faculty felt satisfied with the workload allocated to them at the institute.

14. Do you feel satisfied with the 'Timetables' that are created at the Institute?

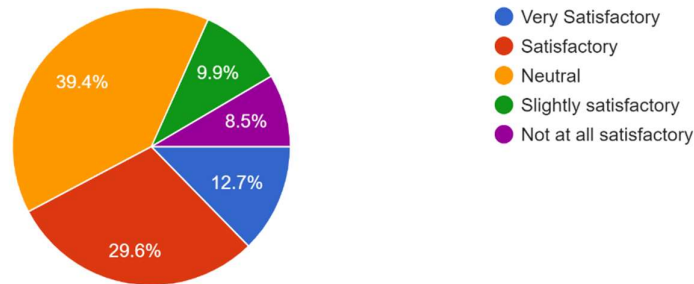
71 responses



One-fourth of the total faculty felt very much satisfied with the timetables and sixty five percent of them were satisfied with the same.

15. How satisfied are you with the kind of 'Conferences and Faculty Development Programmers' that are organized in the Institute?

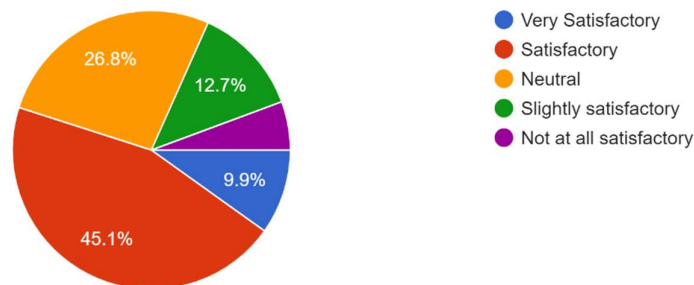
71 responses



About two-fifth of the respondents were neutral about the conference and faculty development program organized at the institute whereas thirty percent of the respondents were satisfied with the same.

16. How would you rate the research environment at the Institute?

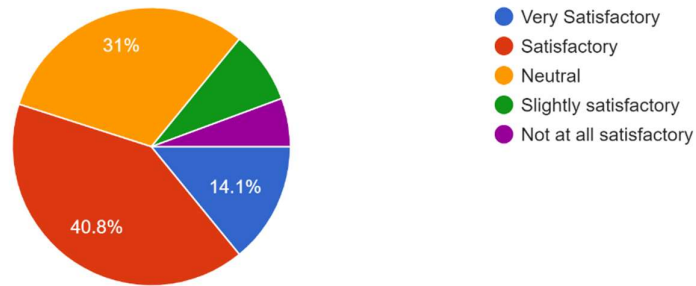
71 responses



A little less than half of the respondents were satisfied with the research environment of the institute.

17. Are you satisfied with the space and opportunities available to you to participate in the wider academic life of the University and beyond?

71 responses

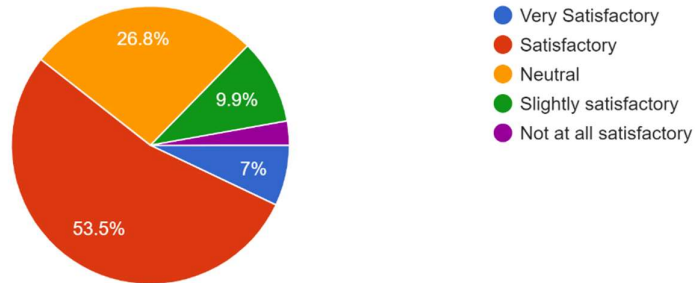


Approximately forty percent of the respondents were satisfied with the space and opportunities available to participate in the wider academic life of the university and beyond.

INFRASTRUCTURAL DIMENSIONS/FACTORS

19. Do you think that the Institute's infrastructure is inclusive and responds to the needs of different stakeholders?

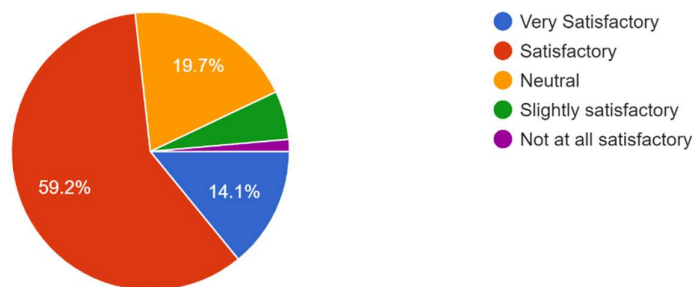
71 responses



Half of the faculty felt that the institute's infrastructure is inclusive and responded to the needs of different stakeholders.

20. How would you rate the landscaping of the college premises?

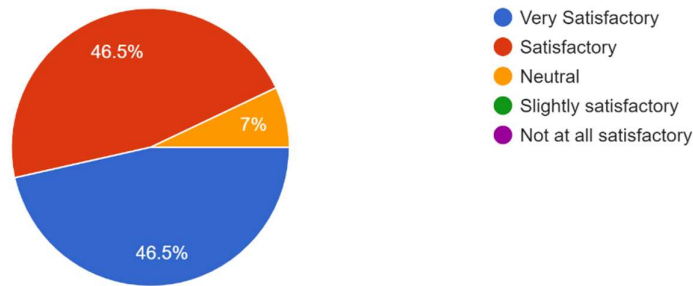
71 responses



The landscaping of the college found to be satisfactory by the sixty per,cent of the respondents.

21. Do you think the Institute is safe for students and faculty?

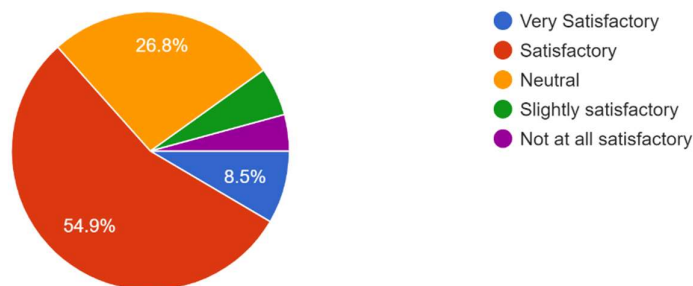
71 responses



Forty six percent of the respondents responded that they were very much satisfied as the institute was safe for students and faculty and the same number of the faculty found it to be satisfactory.

22. How would you rate the hygiene and cleanliness of the classrooms and basic amenities at the Institute?

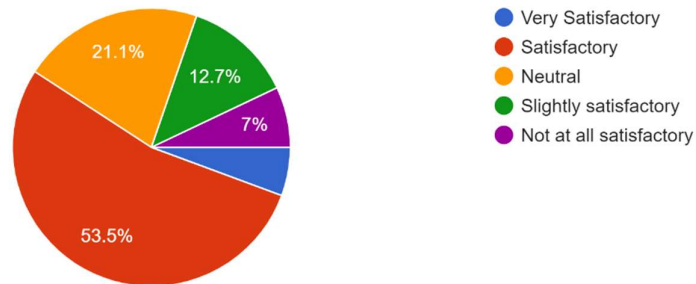
71 responses



The hygiene and cleanliness of the classrooms and basic amenities were found to be satisfactory for a little more than the half of the respondents.

23. How would you rate the hygiene and cleanliness of the toilets at the Institute?

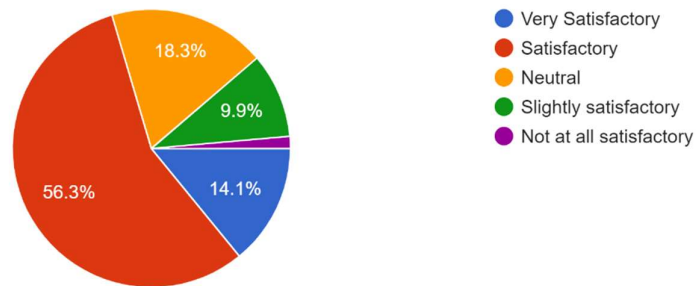
71 responses



More than the half of the respondents found the hygiene and cleanliness of the toilets as 'satisfactory' at the institute.

24. How would you rate the accessibility, lift and fire security management at the Institute premises?

71 responses

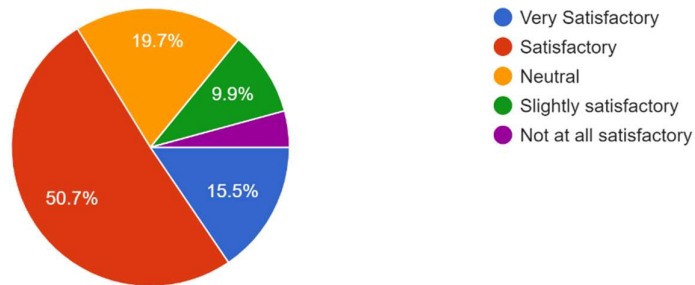


The accessibility, lift and fire security management were found to be satisfactory by the fifty six percent of the respondents.

INSTITUTIONAL GOVERNANCE

25. How would you rate the flow of communication between faculty and administration at the Institute?

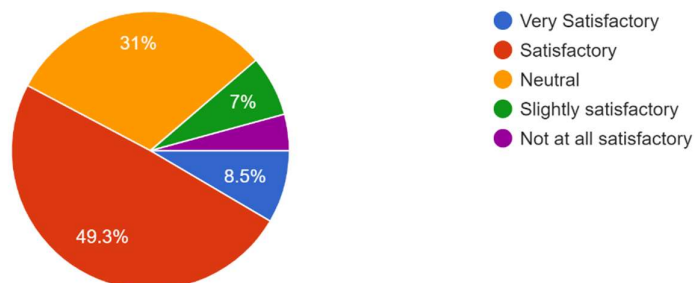
71 responses



The rate of flow of communication between faculty and administration was found to be satisfactory for half of the respondents.

26. How would you rate the grievance redressal mechanism for members of the teaching community?

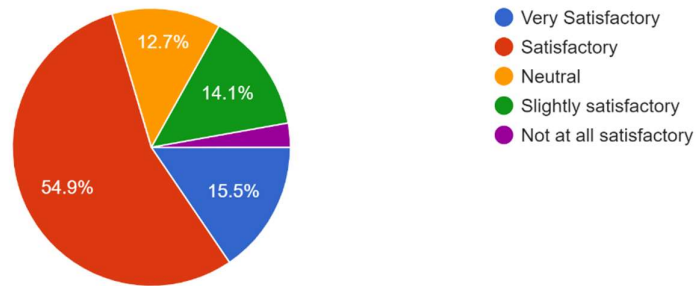
71 responses



The rate of grievance redressal mechanism for the teaching community was responded as satisfactory by fifty percent of respondents.

27. Do you feel satisfied with the committee work allocated to you at the Institute?

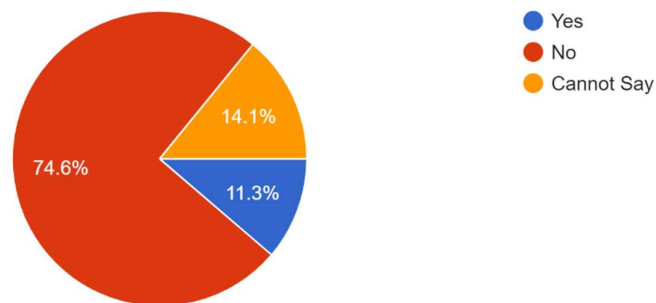
71 responses



Most of the respondents were satisfied with the committee work allocated to them.

28. Have you ever experienced institutional discrimination of any kind?

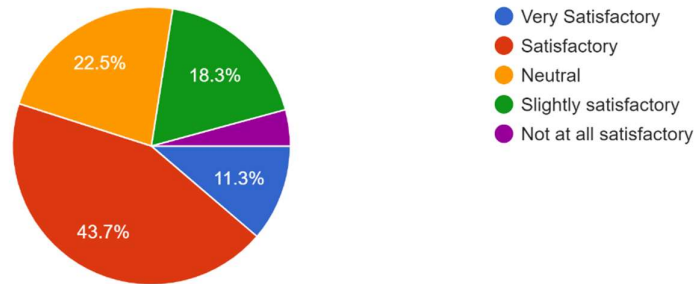
71 responses



Three-fourth of the respondents did not feel any discrimination at the institute and about fifteen percent of them did not say anything about the same.

29. How would you rate the work-ethics and behavior of the employees of the administrative department in their dealing with faculty?

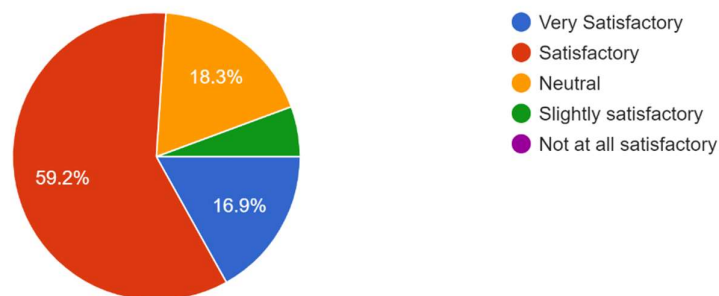
71 responses



A little less than half of the respondents rated the work-ethics and behaviour of the employees of the administrative department in their dealing with faculty.

30. How would you rate the efficiency and behavior of the employees of the accounts department in their dealing with faculty?

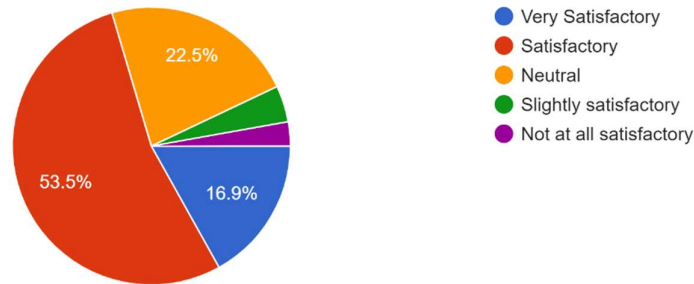
71 responses



About sixty percent of the respondents were found to be satisfied with the efficiency and behaviour of the employees of the accounts department in their dealing with faculty.

31. How would you rate the inclusion of divergent opinions in Institutional bodies like Staff Council and relevant committees?

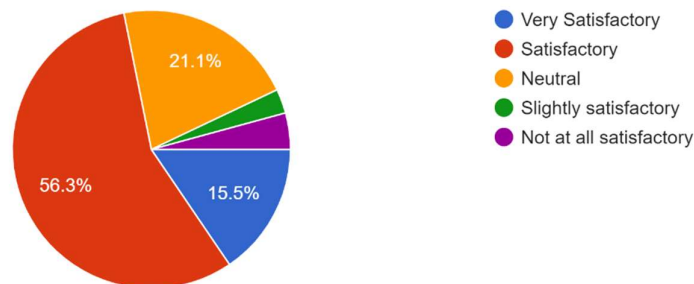
71 responses



Approximately half of the respondents were satisfied with the inclusion of divergent opinions in institutional bodies like staff council and relevant committees.

32. How would you rate the conduct of the institutional leadership with regard to democratic functioning, transparency and support to faculty?

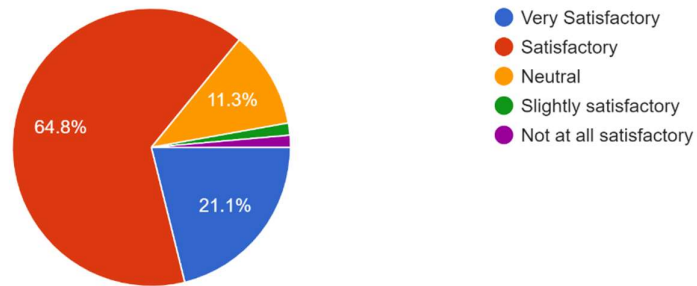
71 responses



Same number (56%) of the respondents rated the conduct of the institutional leadership with regard to democratic functioning, transparency and support to faculty.

33. How would you rate the overall experience of working in the college?

71 responses



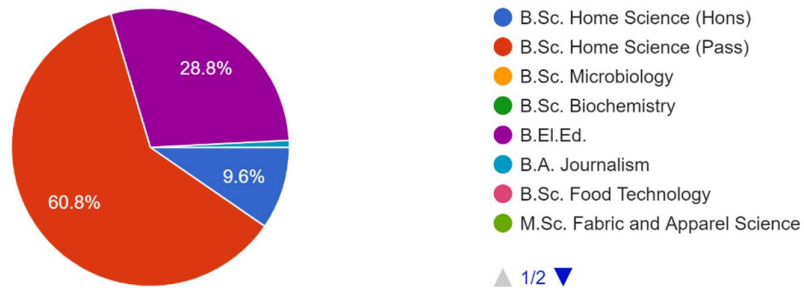
About sixty percent of the respondents rated the overall experience of working in the college as 'satisfactory'.

STUDENTS

FEEDBACK

Which programme are you pursuing

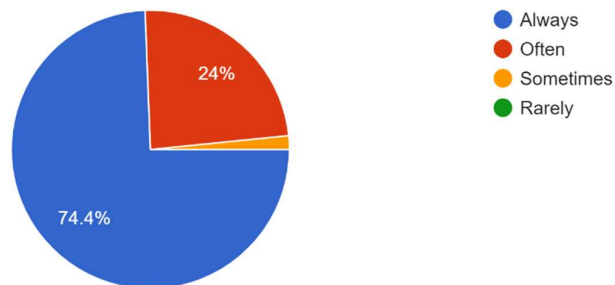
125 responses



About sixty percent of the respondents were pursuing B.Sc (Pass) Home Science and thirty percent of them were pursuing B.El.Ed.

Do your teachers take classes regularly and punctually?

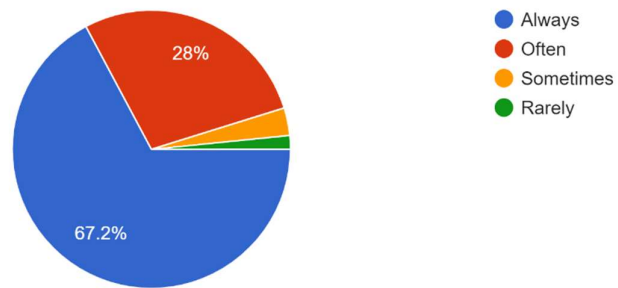
125 responses



Three-fourth of the students responded that the teachers took classes regularly and punctually.

Do the teachers ensure timely completion of the syllabus?

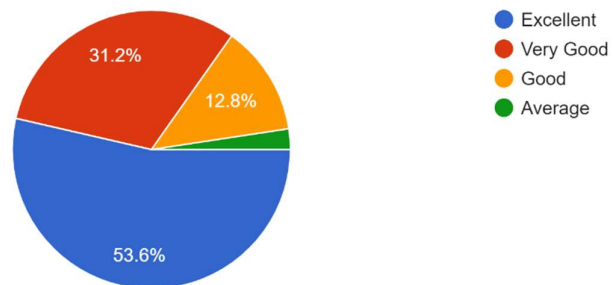
125 responses



A little less than seventy percent of the students felt that the teachers always ensure timely completion of the syllabus.

How would you grade the teacher's knowledge of the subject?

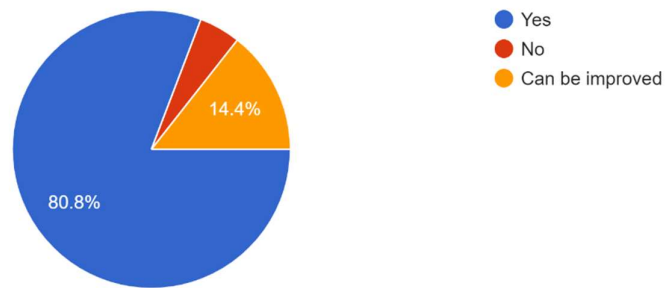
125 responses



The teacher's knowledge of the subject was regarded as 'excellent' by about fifty four percent and 'very good' by about thirty percent of the students.

Do you think the teachers have the requisite skills and confidence to manage the class?

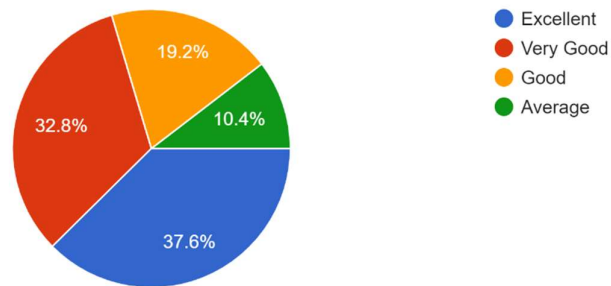
125 responses



Most of the students felt that teachers had the requisite skills and confidence to manage the class.

How would you rate the teachers abilities in creating interactive, discussion-oriented and democratic classrooms?

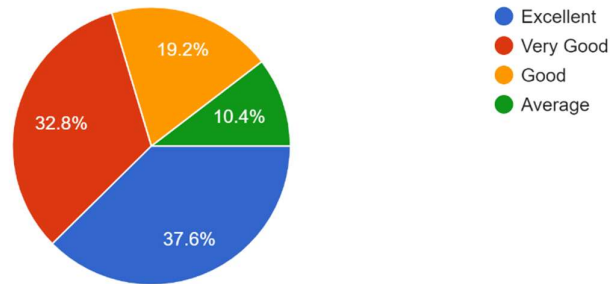
125 responses



About thirty eight percent of the students rated teachers' abilities in creating interactive, discussion-oriented and democratic classrooms 'excellent' and almost same number of students rated them as 'very good'.

How would you rate the teachers abilities in creating interactive, discussion-oriented and democratic classrooms?

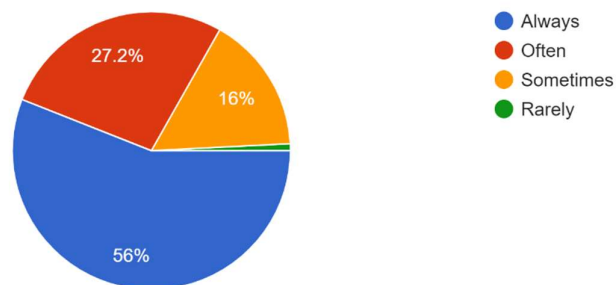
125 responses



Almost same number of the students rated the teachers' abilities in creating interactive, discussion-oriented and democratic classrooms as 'excellent' and 'very good' (38% & 33% respectively).

Do the teachers refer to the latest academic developments in her discipline to create an intellectually stimulating classroom?

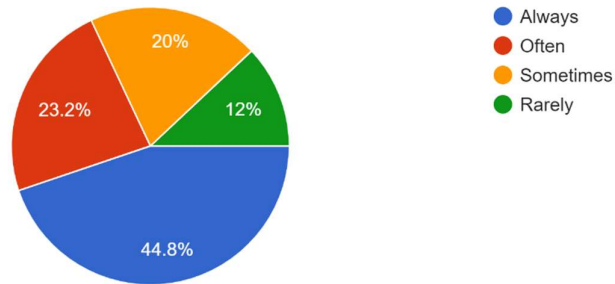
125 responses



More than half of the respondents felt that the teachers always referred to the latest academic developments in her discipline to create an intellectually stimulating classroom but only sixteen percent of them felt that teachers do refer the same 'sometimes'.

Do the teachers make effective use of ICT (Information and Communication Technology) to enhance the learning experience?

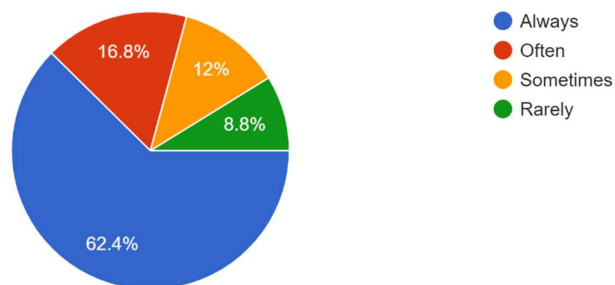
125 responses



A little less than half of the respondents felt that the teachers always make effective use of ICT (Information and Communication Technology) to enhance the learning experience.

Do the teachers complement theory classes with laboratory experiments or field experiences/practical examples to ensure that students understand the content knowledge?

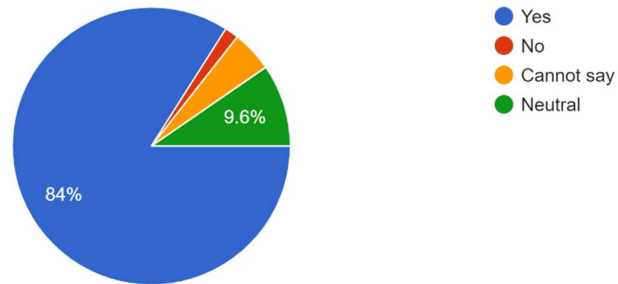
125 responses



Almost sixty two percent of the students felt that the teachers complement theory classes with laboratory experiments or field experiences/practical examples to ensure that students understand the content knowledge.

Do the teachers give intellectually challenging tasks, assignments or projects to advance your knowledge of the content area?

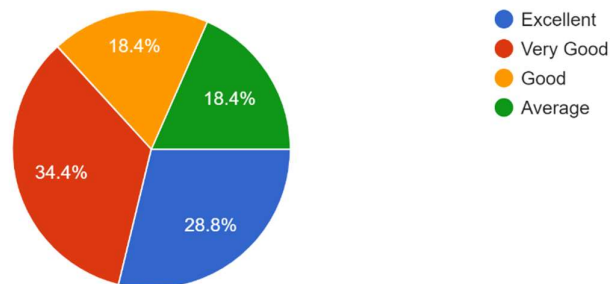
125 responses



Eighty four percent students responded that the teachers gave intellectually challenging tasks, assignments or projects to advance your knowledge of the content area.

How would you assess the quality of the study material provided by the teachers?

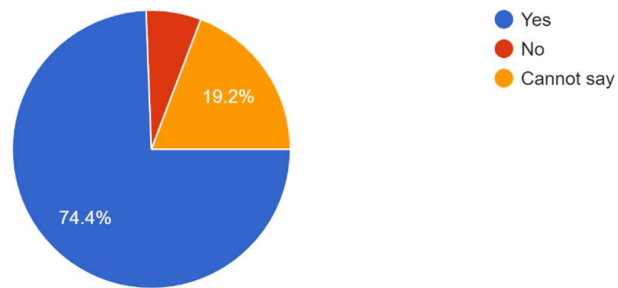
125 responses



Thirty percent of the respondents felt that the quality of the study material provided by the teachers is 'excellent' and about thirty five percent of them responded that the quality of the same as 'very good'.

Do you think the teachers try to respond to the individual needs of the students?

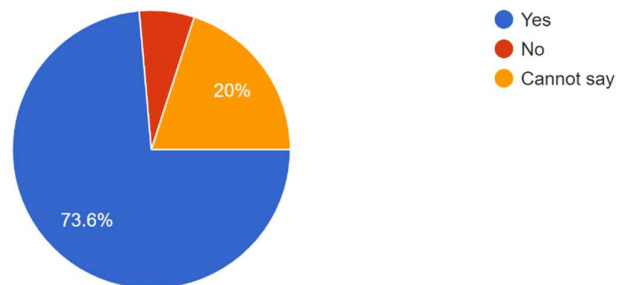
125 responses



About three-fourth of the students felt that the teachers tried to respond to the individual needs of the students.

Do you think the teachers are able to provide mentoring and career guidance to students?

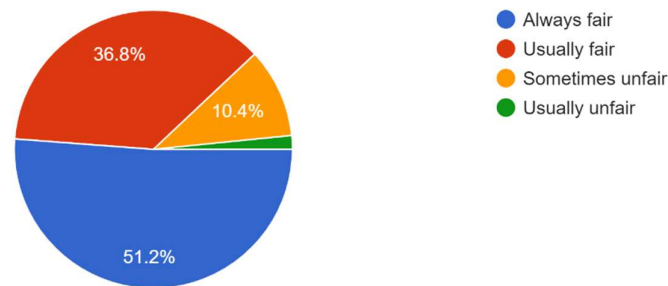
125 responses



About three-fourth of the respondents felt that the teachers are able to provide mentoring and career guidance to students. Only eight percent of them said 'No' to the same.

How would you rate the fairness of the internal evaluation process by the teachers?

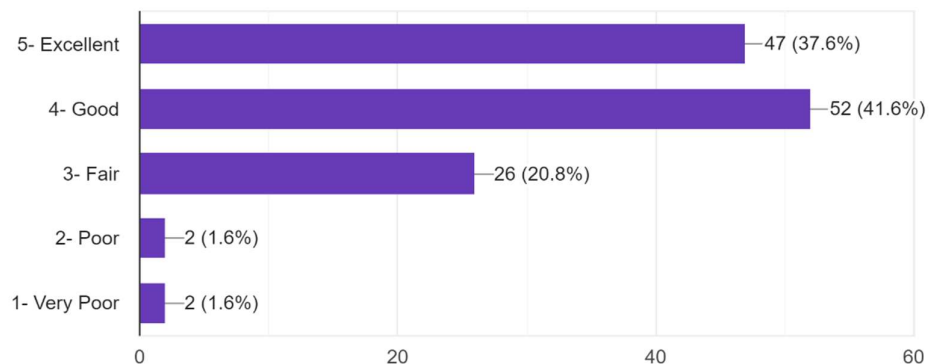
125 responses



Half of the respondents rated that the teachers were always fair in the internal evaluation process.

How would you rate the conduct of the practical classes by the teachers?

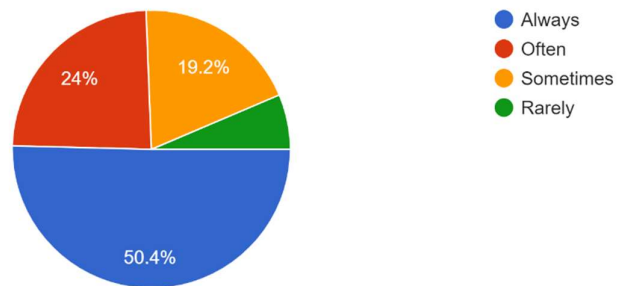
125 responses



A little less than forty percent of the respondents felt that the teachers conduct of the practical classes as 'excellent' and about half of the respondents rated this as 'good'.

Was your performance in assignments discussed with you?

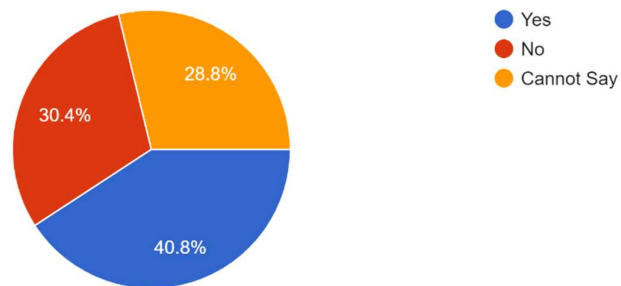
125 responses



Half of the respondents reported that their assignments were always discussed with them and only one-fourth of them said that these were 'often' discussed with them.

Do you think that the college promotes enough internship and field visit opportunities for students.

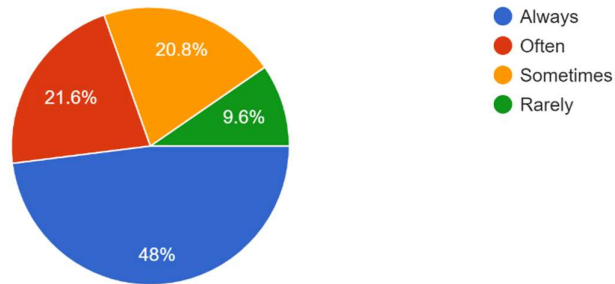
125 responses



About forty percent of them said the college promotes enough internship and field visit opportunities for students.

Do teachers inform you about your expected competencies, course outcomes and programme outcomes.

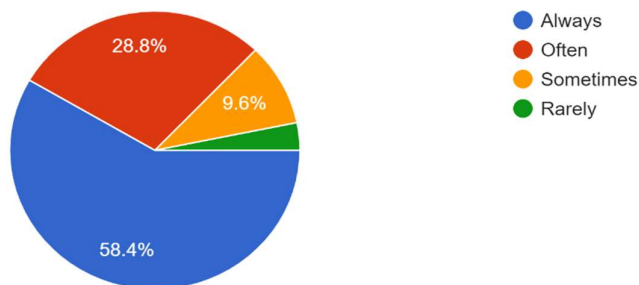
125 responses



Approximately half of the respondents said that the teachers always informed them about their expected competencies, course outcomes and programme outcomes.

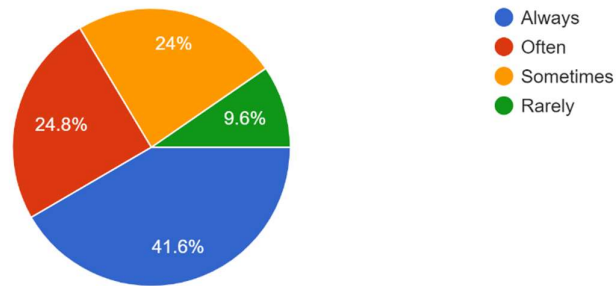
Do teachers illustrate the concepts through relevant examples and applications.

125 responses



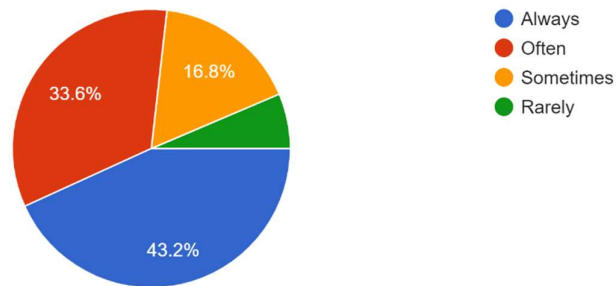
About sixty percent students agreed that the teachers always illustrate the concepts through relevant examples and applications. Only thirty percent of them said this was 'often' done with them.

Do teachers identify your strengths and encourage you by providing the right level of challenges
125 responses



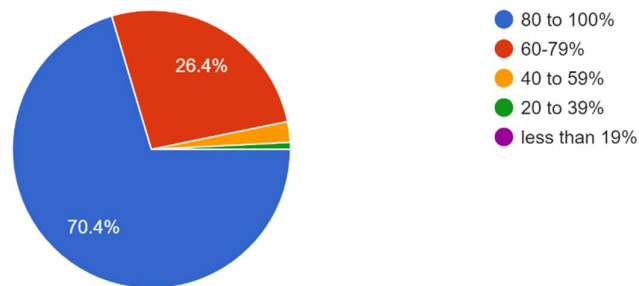
About forty percent of the students agreed that the teachers identify their strengths and encourage them by providing the right level of challenges.

Do teachers use student centric methods, such as experiential learning, participative learning and problem solving methodologies for enhancing learning experiences.
125 responses



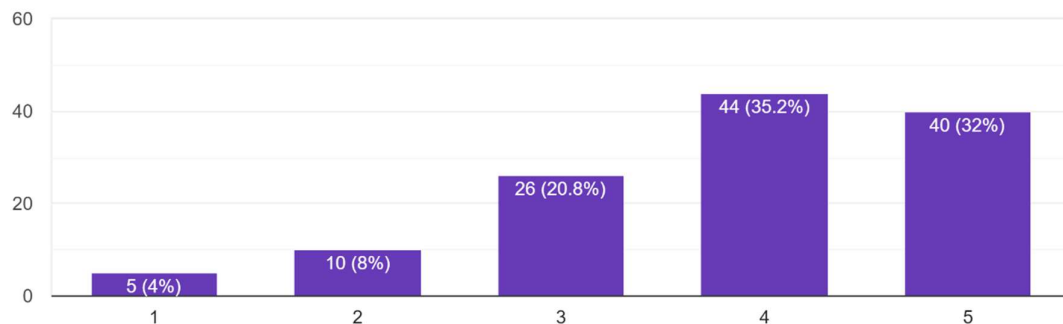
Forty percent of the students felt that the teachers use student centric methods, such as experiential learning, participative learning and problem-solving methodologies for enhancing learning experiences.

According to you, what proportion of the syllabus was covered in the class throughout the year.
125 responses



Seventy percent of the students responded that 80-100 percent proportion of the syllabus was covered in the class throughout the year.

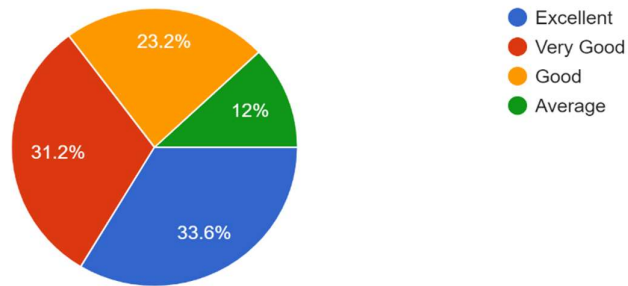
On a scale of 1-5, 1 being 'Not Relevant', and 5 being 'Very Relevant', how is the syllabus that you are studying relevant to fulfilment of your career and personal goals?
125 responses



Thirty-five percent of the students found that the syllabus that they were studying 'relevant' to fulfilment of their career and personal goals and thirty two percent of them found it 'very relevant'.

How would you grade the academic environment of the college?

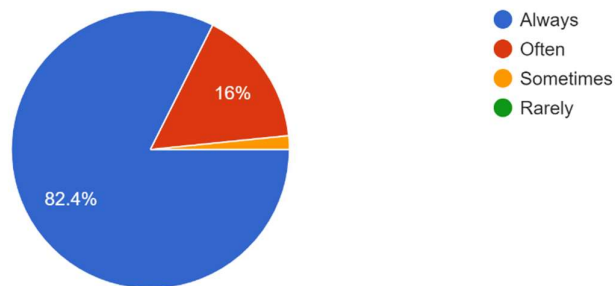
125 responses



About one-third of the respondents graded the academic environment of the college as 'excellent' and the same number of the respondents rated the environment as 'very good'.

Does the college have regular classes?

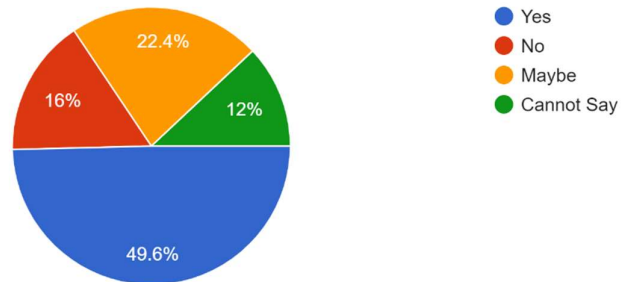
125 responses



Most of the respondents felt that there were regular classes conducted in the college.

Do you think the college library is well-stocked with primary and secondary study material for students?

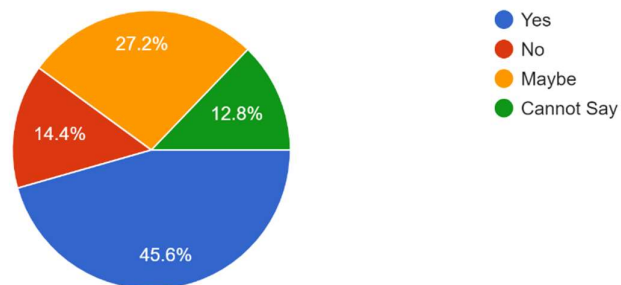
125 responses



Half of the respondents responded that the college was well-stocked with primary and secondary study materials for students.

Do you think the college provides ample co-curricular opportunities for holistic development?

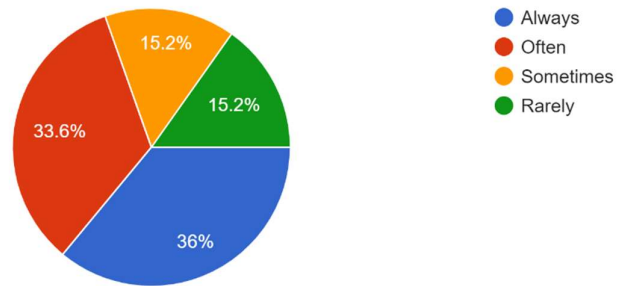
125 responses



Forty-five percent of the students felt that the college provided ample co-curricular opportunities for holistic development.

Do you think the administrative staff is helpful to students?

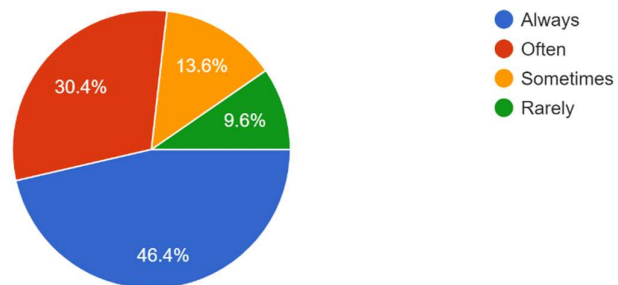
125 responses



The administrative staff was found to be useful to the thirty six percent students.

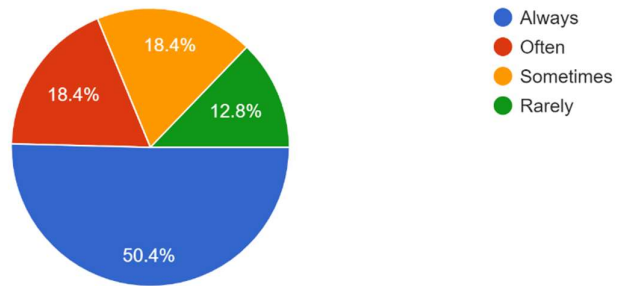
Do you think the accounts staff is helpful to students?

125 responses



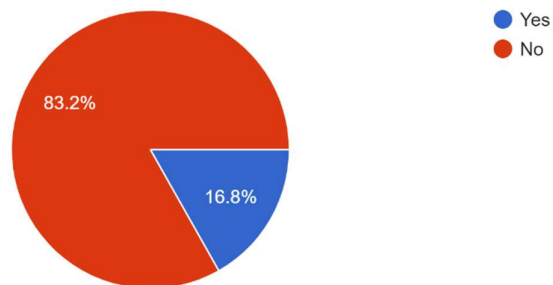
About less than half of the respondents found the account staff helpful.

Do you think the classrooms and basic amenities are regularly cleaned and well-maintained?
125 responses



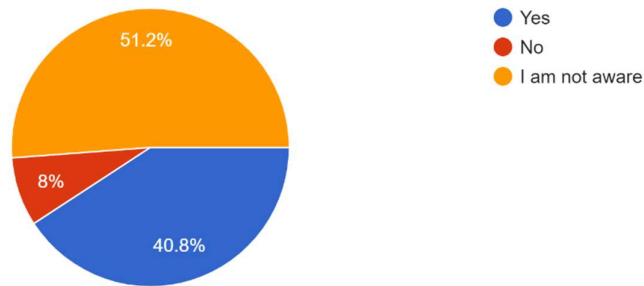
The classrooms and basic amenities were regularly cleaned and well-maintained by half of the respondents.

Have you ever experienced institutional discrimination of any kind at IHE?
125 responses



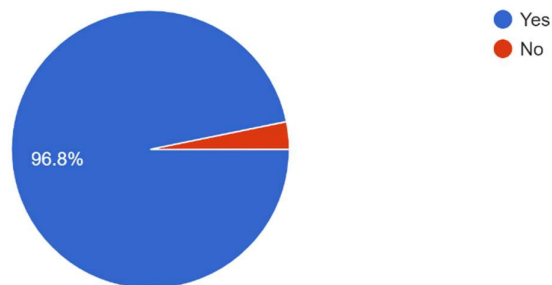
Most of the students did not experience any kind of discrimination at IHE.

Do you think IHE has an effective grievance redressal mechanism in place for students?
125 responses



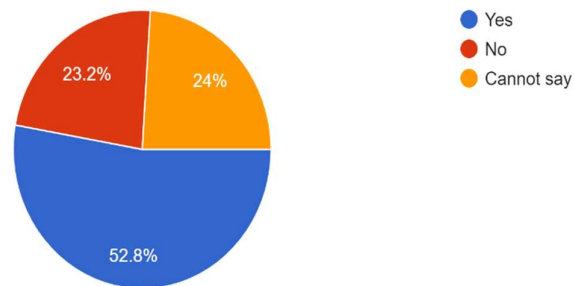
The data shows that most of the students (50%) are not aware that IHE has an effective grievance redressal mechanism in place for students.

Do you feel safe in the college premises?
125 responses



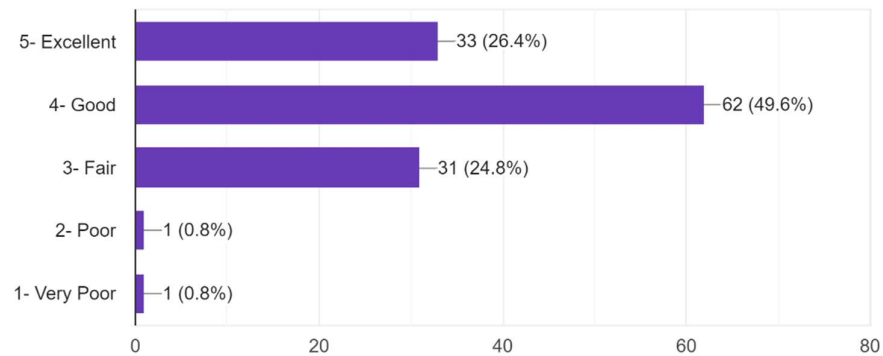
Almost all the students were felt safe in the college premises.

Does your college provided enough avenues for extracurricular activities.
125 responses



Half of the respondents felt that college provided enough avenues for extracurricular activities.

Please rate the overall experience of studying at IHE
125 responses

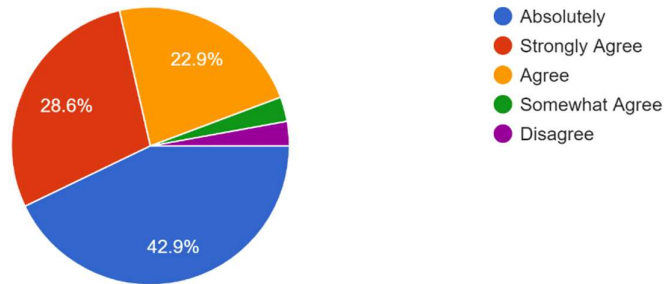


About half of the respondents rated their experience at IHE as 'Good'.

ALUMNI FEEDBACK

3. In your opinion, has the education at Institute of Home Economics helped you in acquiring knowledge, capacities and skills useful for life?

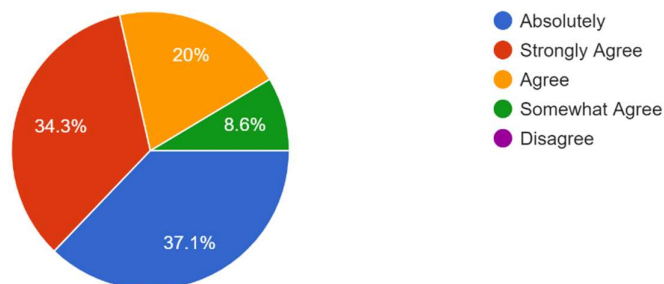
35 responses



A little less than fifty percent alumni felt that the education at Institute of Home Economics absolutely helped in acquiring knowledge, capacities and skills useful for life.

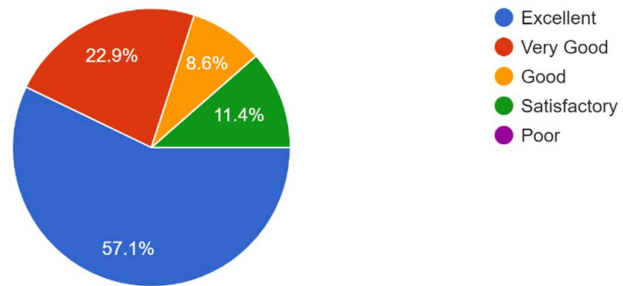
4. Do you think education at the Institute of Home Economics has helped shape your career ?

35 responses



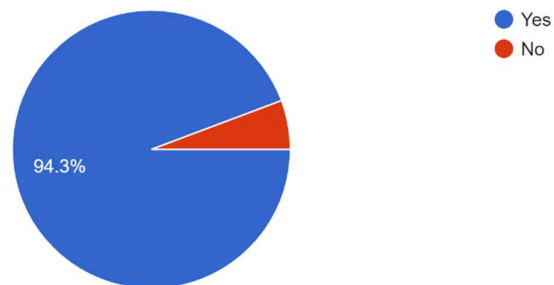
About forty percent of alumni felt that the education at the Institute of Home Economics absolutely helped shape their career.

5. How would you rate the overall teaching-learning experience in college?
35 responses



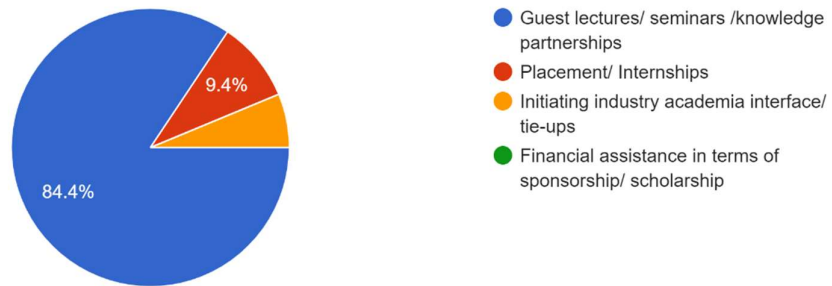
About sixty percent of them rated the overall teaching-learning experience in college as excellent.

6. Would you like to contribute towards the development of the college?
35 responses



Almost all of them wanted to contribute towards the development of the college.

7. If yes, then which of the following activities/ areas would you like to participate in?
32 responses



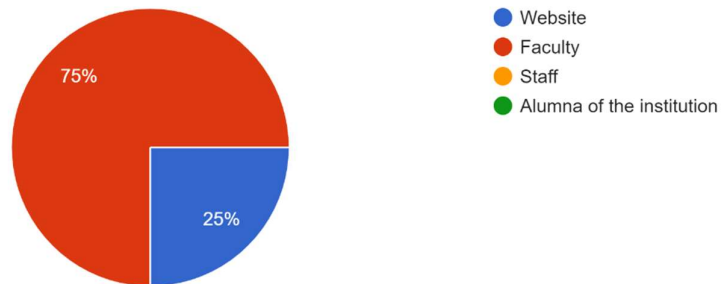
Most of the respondents expressed their desire to come back to the college for Guest lectures/ seminars /knowledge partnerships.

EMPLOYERS

FEEDBACK

Who approached you to fill the feedback form?

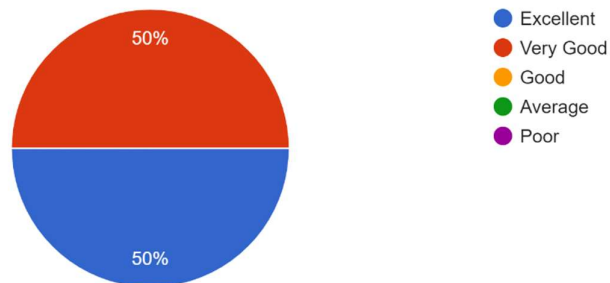
4 responses



About three-fourth of the respondents were approached by the faculty to fill the feedback form.

1. Planning and organization skills

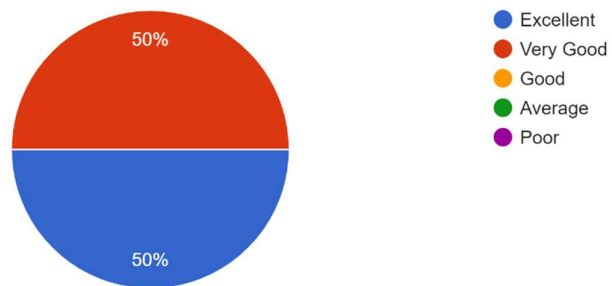
4 responses



The planning and organizing skills of the employees were rated as excellent and very good by the employers (50% and 50% respectively).

2. Communication skills and soft skills

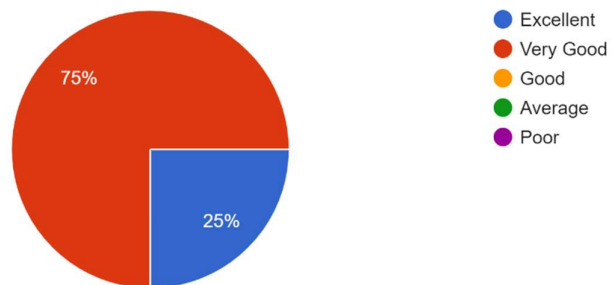
4 responses



The Communication skills and soft skills of the employees were rated as excellent and very good by the employers (50% and 50% respectively).

3. Willingness to work

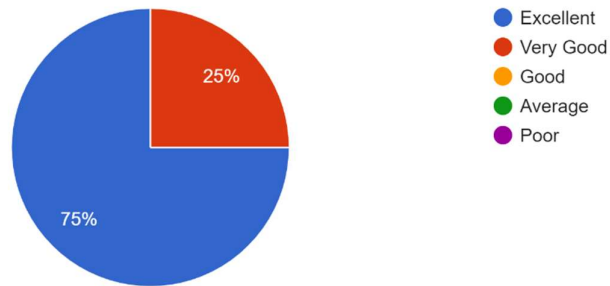
4 responses



Three-fourth of the employers rated willingness to work as very good.

4. Relationship with seniors

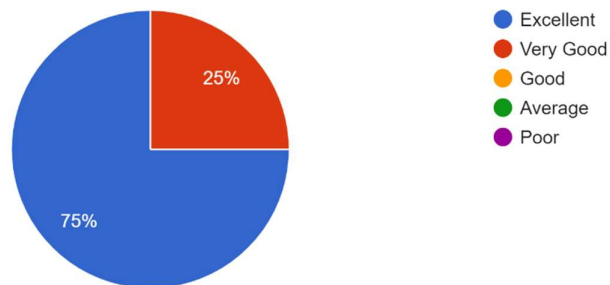
4 responses



Three-fourth of the employers rated employees' relationship with seniors as very good.

5. Relationship with peers

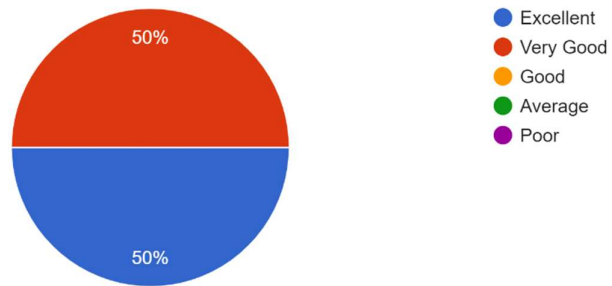
4 responses



Three-fourth of the employers rated employees' relationship with peers as very good.

6. Relationship with subordinates

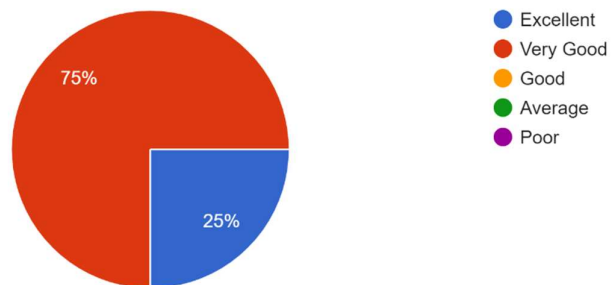
4 responses



Half of the employers rated employees' relationship with subordinates as excellent and very good (50% and 50% respectively).

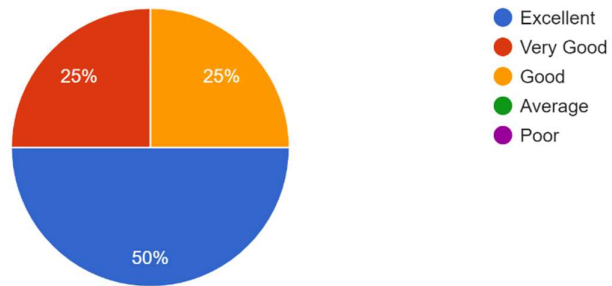
7. Leadership and Initiative

4 responses



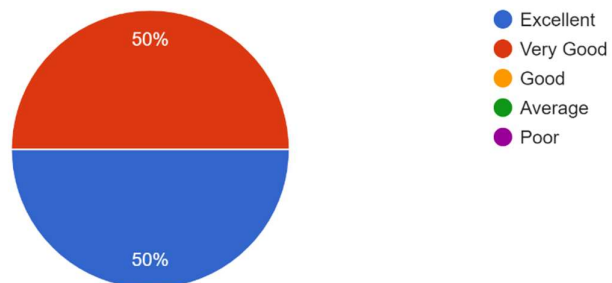
Three-fourth of the employers rated employees' leadership and initiative qualities as very good.

8. Openness to learn and adopt new ideas etc.
4 responses



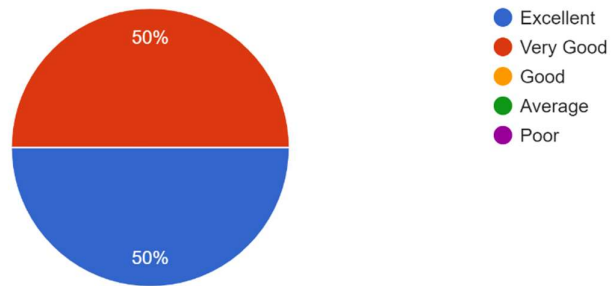
Half of the employers felt that employees had excellent qualities like openness to learn and adopt new ideas etc.

9. Team spirit
4 responses



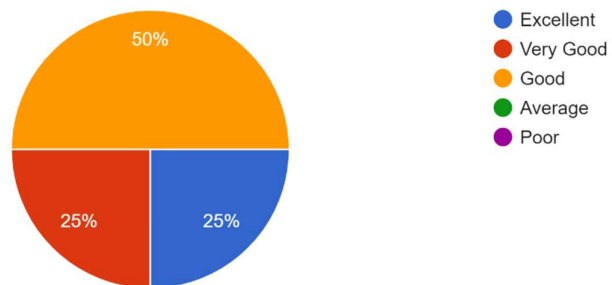
Half of the employers felt that employees had excellent as well as very good quality like team spirit.

10. Problem solving abilities
4 responses



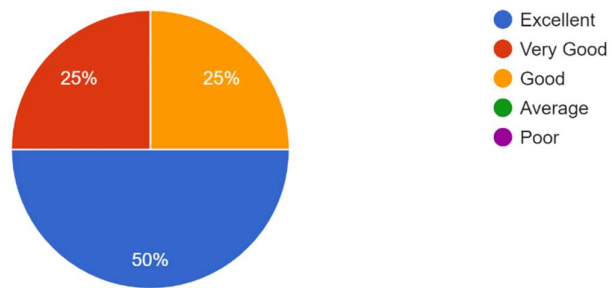
Half of the employers felt that employees had excellent as well as very good problem-solving abilities.

11. Innovativeness and creativity
4 responses



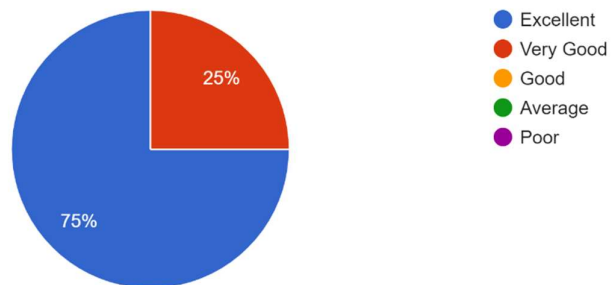
Half of the employers felt that employees had good Innovativeness and creativity skills.

12. Involvement in social-cultural life of the workplace
4 responses



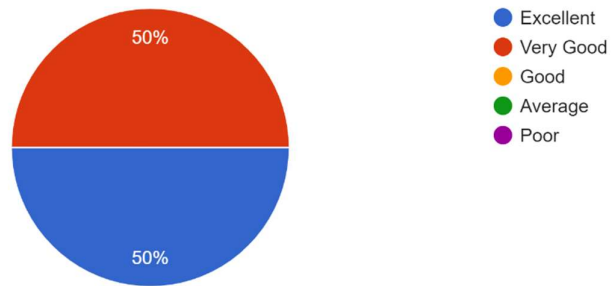
Half of the employers felt that employees had excellent involvement in social-cultural life of the workplace.

13. Technical knowledge and skills
4 responses



Three-fourth of the employers rated employees' technical knowledge and skills as excellent.

14. Ability to contribute to the goal of the organization
4 responses

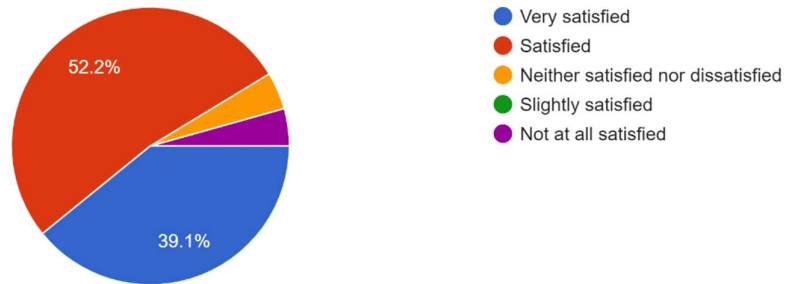


Half of the employers felt that employees had excellent as well as very good contribute to the goal of the organization.

FEEDBACK
FROM
NON-TEACHING STAFF

1. How would you rate the conduct of the college leadership with regard to democratic functioning, transparency and support to staff?

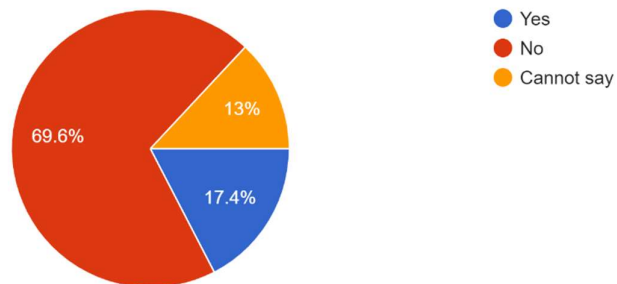
23 responses



About forty percent of the respondents were very much satisfied with the conduct of the college leadership with regard to democratic functioning, transparency and support to staff.

2. Have you ever experienced institutional discrimination of any kind?

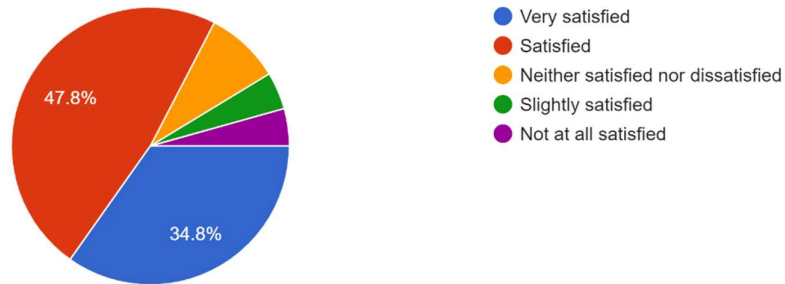
23 responses



About seventy percent of the staff did not experience institutional discrimination of any kind.

3. How would you rate the grievance redressal mechanism for members of the non-teaching community?

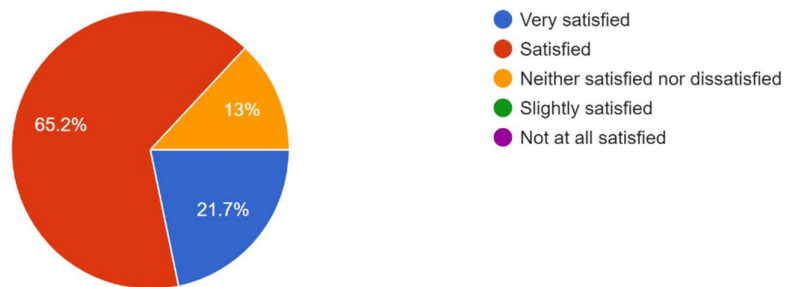
23 responses



About forty five percent of the respondents felt satisfied with the grievance redressal mechanism for members of the non-teaching community.

4. How would you rate the inclusion of divergent opinions in various bodies at the Institute?

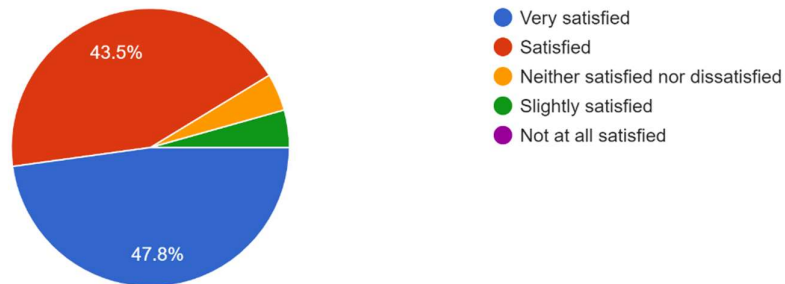
23 responses



About sixty five percent of them were satisfied with the inclusion of divergent opinions in various bodies at the Institute.

5. How would you rate the quality of your job satisfaction at IHE?

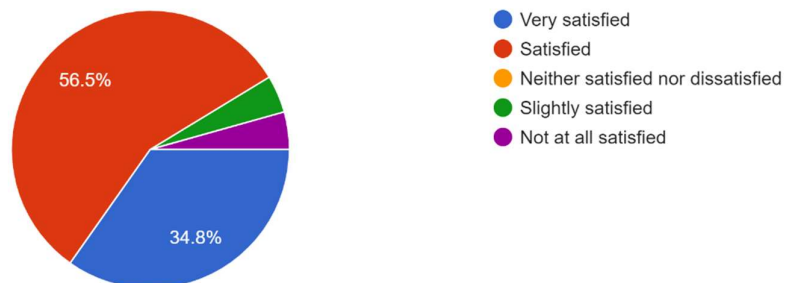
23 responses



About fifty percent of them were very satisfied with quality of your job satisfaction at IHE.

6. How would you rate the opportunities for personal and professional growth at the Institute?

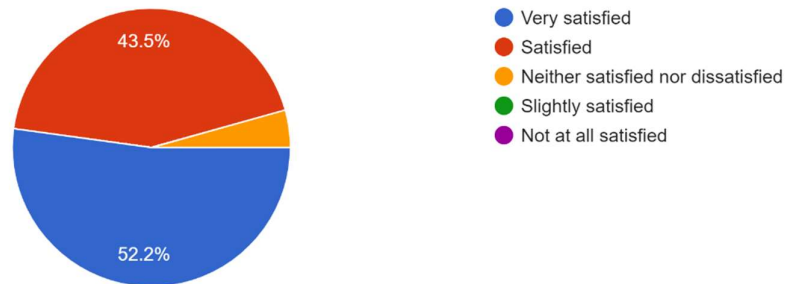
23 responses



About thirty-five percent of them were very satisfied with the opportunities for personal and professional growth at the Institute.

7. How would you rate the working environment in your department?

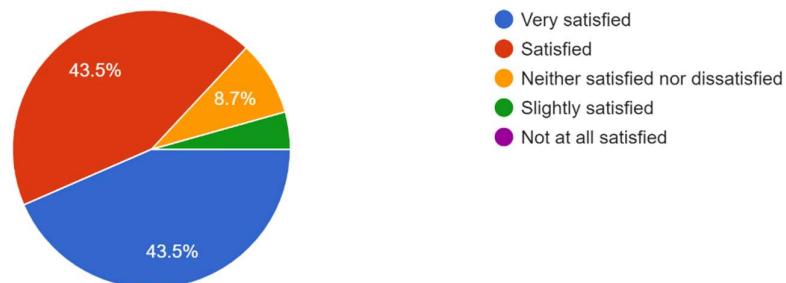
23 responses



About fifty-two percent of them were very satisfied with the working environment in the department.

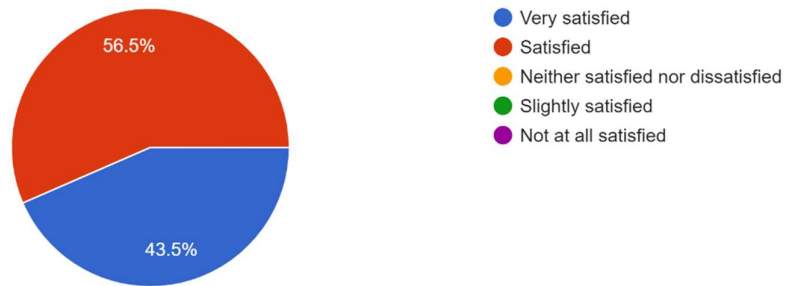
8. Do you feel satisfied with the duties allocated to you at the Institute?

23 responses



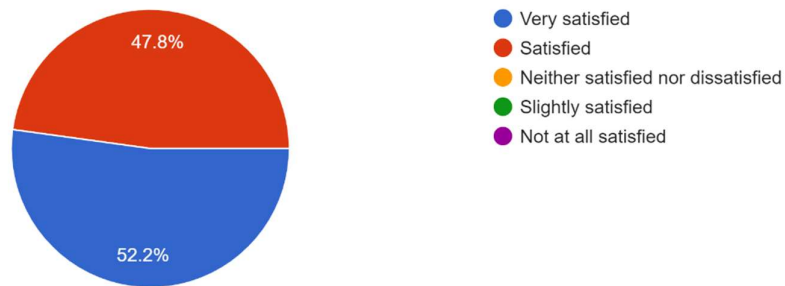
About forty-three percent of them were very satisfied with the duties allocated to you at the Institute.

9. Do you feel satisfied with the duties allocated to you by the Department/ Teacher-IN charge?
23 responses



About forty-three percent of them were very satisfied with the duties allocated by the Department/ Teacher-in- charge.

10. How would you rate the work ethics and behavior of the teaching faculty in their dealing with non-teaching staff?
23 responses



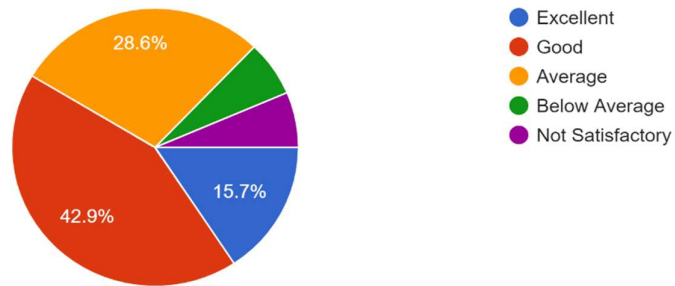
About fifty-two percent of them were very satisfied with the work ethics and behaviour of the teaching faculty in their dealing with non-teaching staff.

PARENTS

FEEDBACK

1. How would you rate the institute's infrastructure and facilities

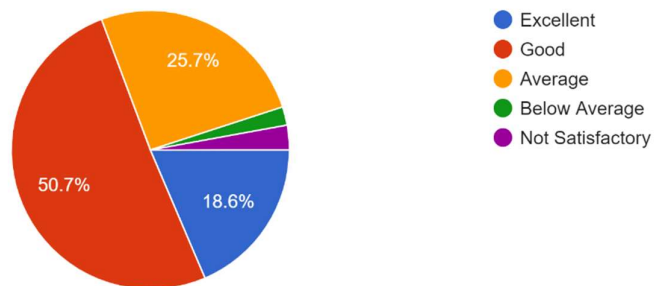
140 responses



A little less than half of the parents rated institutes' infrastructure good whereas one-third of them found it average.

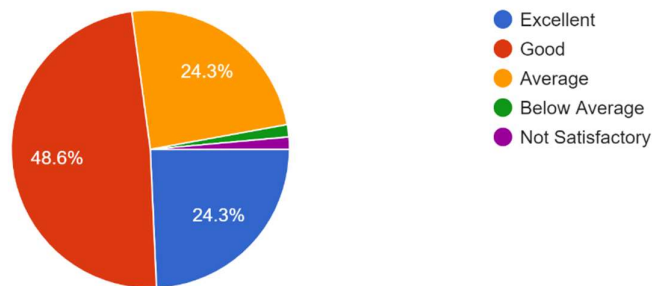
2. Do you think that the college environment is conducive for the overall development of your ward?

140 responses



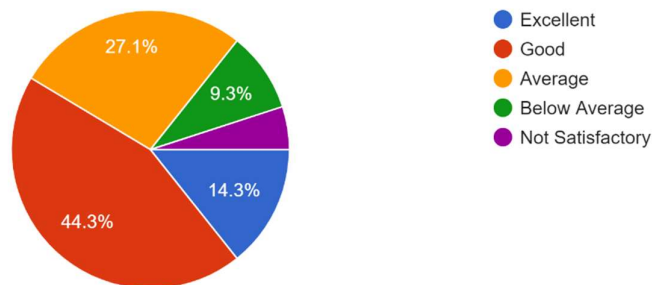
For half of the parents college environment is conducive for the overall development of the ward.

3. Is your ward given enough information towards the course and its expectations are concerned?
140 responses



Approximately half of the parents felt that their ward was given enough information towards the course and its expectations.

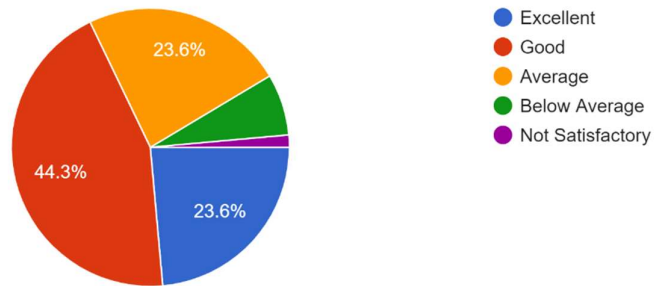
4. Are there ample extra curricular facilities for the holistic development of your ward?
140 responses



Approximately 45 per cent of the parents felt that there are ample extra-curricular facilities for the holistic development of your ward.

5. Are the college staff approachable regarding any queries?

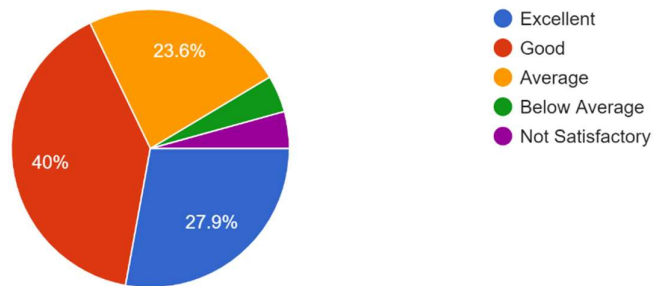
140 responses



Same number of the respondents gave their feedback about college staff. Parents found them approachable.

6. Are you satisfied with the communication from the college to your ward about updates relevant information and her performance?

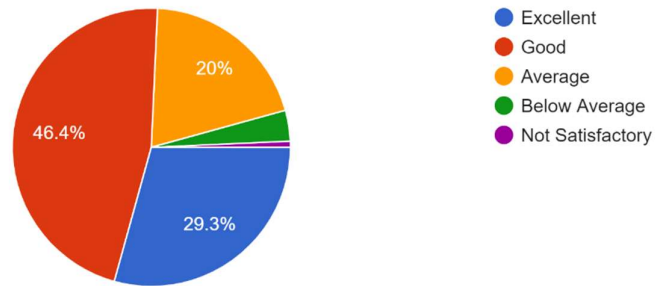
140 responses



Forty percent of the respondents were found satisfied with the communication from the college to their ward about updates relevant information and her performance.

7. How would you rate your ward's relationship with faculty?

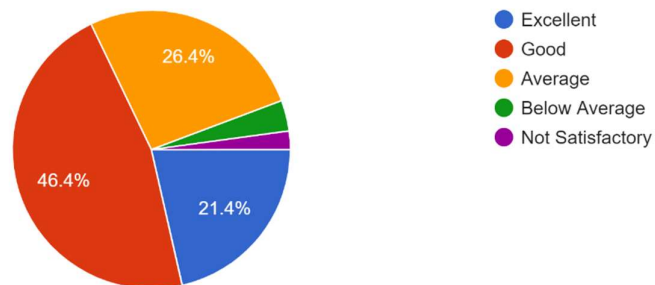
140 responses



The relationship of the ward with the faculty was rated as good by less than fifty percent of the respondents.

8. How would you rate your relationship of your ward with non-teaching staff members at college?

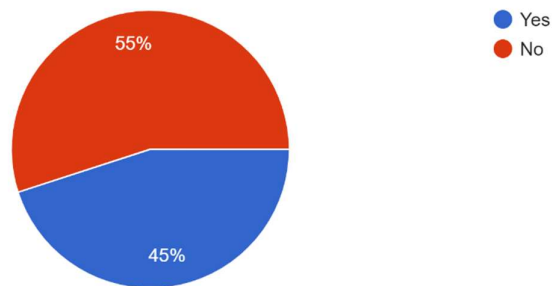
140 responses



Same number of respondents rated ward and non-teaching staff members at college 'good'.

9. Have you ever interacted with the college administration?

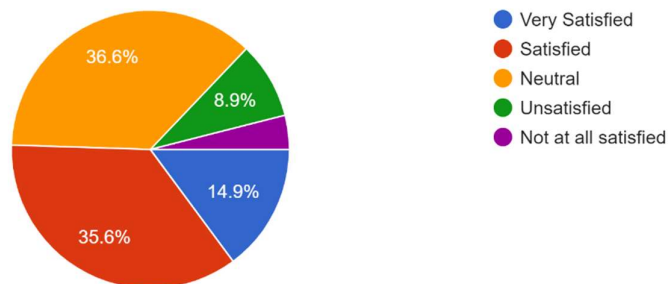
140 responses



The graph shows that a little more than half of the respondents have not ever interacted with the college administration whereas a little less than half of the respondents have interacted with the same.

10. If yes, how would you rate your interaction or grievance redressal by the college?

101 responses



When the respondents were further probed, it was found that approximately thirty-seven per cent of the respondents were neutral about their interaction or grievance redressal by the college. On the other hand, approximately thirty six percent were found to be satisfied with the same.