

INSTITUTE OF HOME ECONOMICS

(UNIVERSITY OF DELHI)



2.7 Student Satisfaction Survey

2.7.1 - Student Satisfaction Survey (SSS) on overall institutional performance (Institution may design its own questionnaire) (results and details need to be provided as a weblink)



**INSTITUTE OF HOME ECONOMICS
(UNIVERSITY OF DELHI)
इंस्टीट्यूट ऑफ होम इकोनॉमिक्स
(दिल्ली यूनिवर्सिटी)**

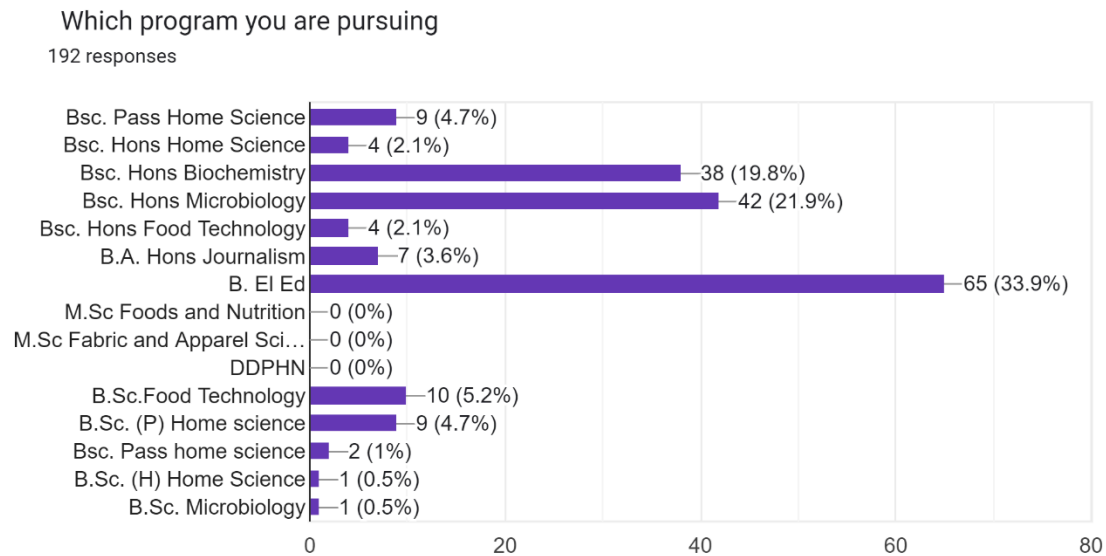


NAAC GRADE 'A++' ACCREDITED

2.7.1 - Student Satisfaction Survey (SSS) on overall institutional performance (Institution may design its own questionnaire) (results and details need to be provided as a weblink)

Key Indicator	Details of Proof attached	Page Nos.
2.7.1	Proof of – Student Satisfaction Survey (SSS) on overall institutional performance (Institution may design its own questionnaire)	3-23

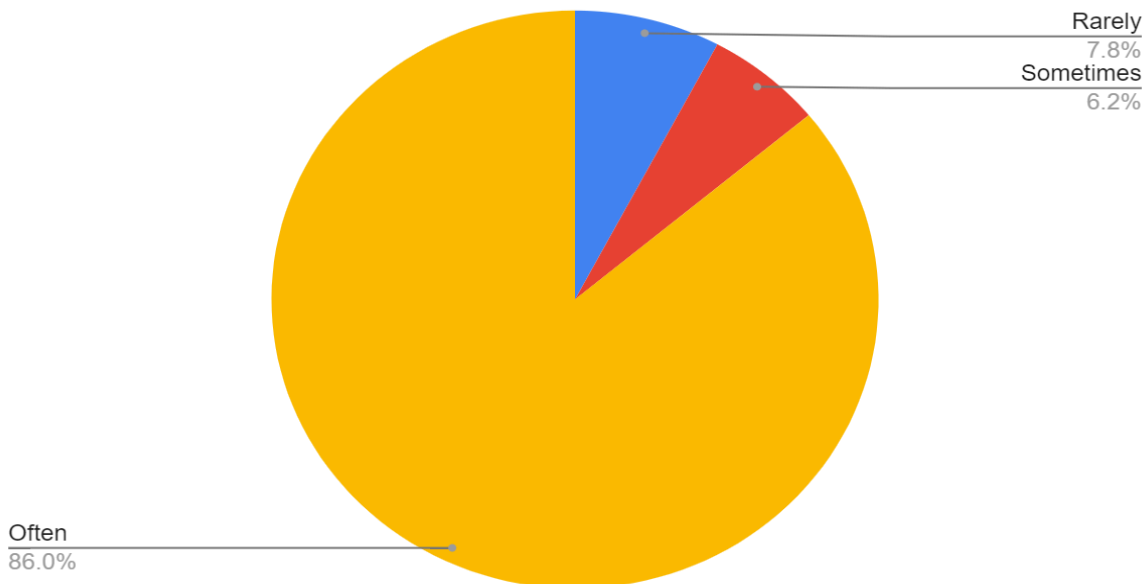
Q. Which program are you pursuing?



Data indicates a significant concentration of students in the B.El.Ed. and B.Sc. Hons. Microbiology programs.

Q. Do your teachers take classes regularly?

1. Do your teachers take classes regularly?

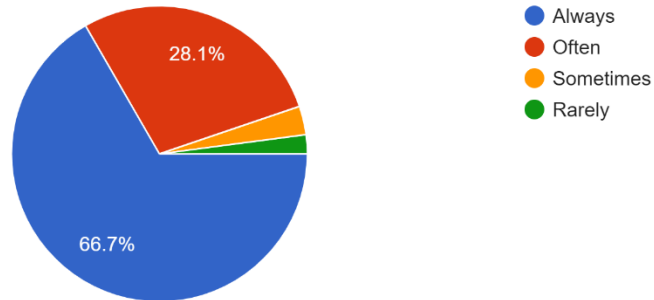


Over 75% of students confirmed that their teachers conduct classes "Often," while nearly 20% responded "Sometimes."

Q. Do the teachers ensure timely completion of the syllabus?

2. Do the teachers ensure timely completion of the syllabus?

192 responses

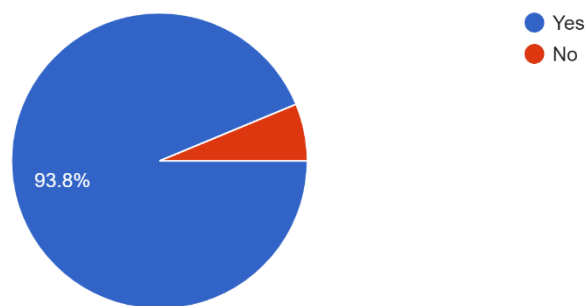


More than half of the students reported that teachers always complete the syllabus on time, while one-fourth stated they do so "Often." The remaining responses were split between "Sometimes" and "Rarely."

Q. Do you think the teachers have the requisite skills and confidence to manage the class?

3. Do you think the teachers have the requisite skills and confidence to manage the class?

192 responses

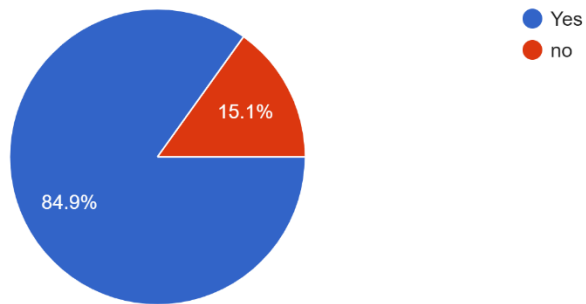


Almost all respondents agreed that teachers possess the necessary skills and confidence to manage their classes effectively.

Q. Do you find the class interactive, discussion-oriented and democratic?

4. Do you find the class interactive, discussion-oriented and democratic?

192 responses

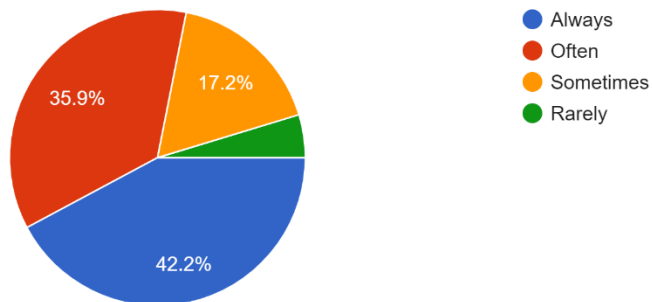


Over 75% of students felt that classes are interactive, discussion-oriented, and democratic, while less than 20% disagreed.

Q. Do the teachers refer to the latest academic developments in her/his discipline to create an intellectually stimulating classroom?

5. Do the teachers refer to the latest academic developments in her/his discipline to create an intellectually stimulating classroom?

192 responses

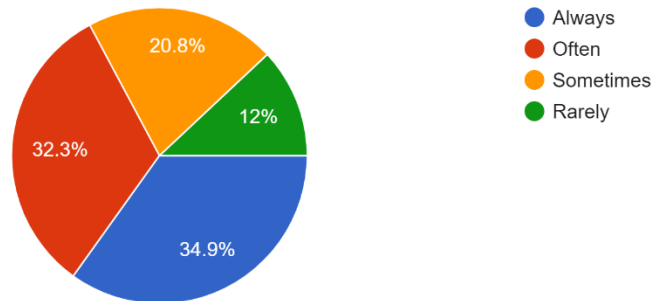


Less than half of the students reported that teachers always refer to the latest developments, while about 40% said they do so "Often"

Q. Do the teachers make effective use of ICT (Information and Communication Technology) to enhance the learning experience?

6. Do the teachers make effective use of ICT (Information and Communication Technology) to enhance the learning experience?

192 responses

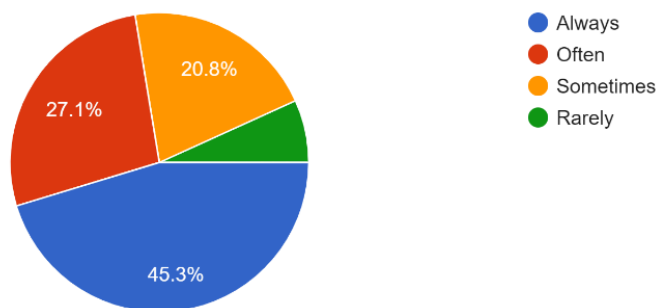


The responses were evenly distributed, with one-third of students stating that teachers always use ICT effectively, and another third saying they do so "Often."

Q. Do the teachers complement theory classes with laboratory experiments or field experiences/practical examples to ensure that students understand the content knowledge?

7. Do the teachers complement theory classes with laboratory experiments or field experiences/practical examples to ensure that students understand the content knowledge?

192 responses

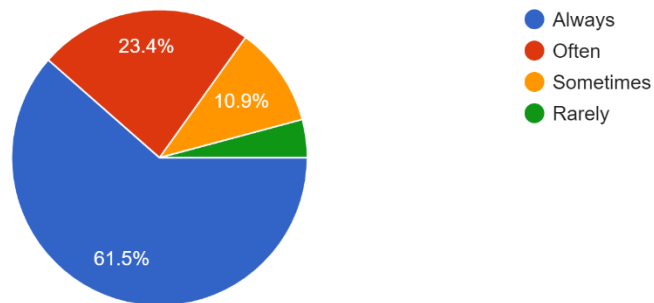


Nearly 50% of students felt that teachers often use practical examples, laboratory experiments, or field experiences to supplement theory classes.

Q. Do the teachers give intellectually challenging tasks, assignments or projects to advance your knowledge of the content area?

8. Do the teachers give intellectually challenging tasks, assignments or projects to advance your knowledge of the content area?

192 responses

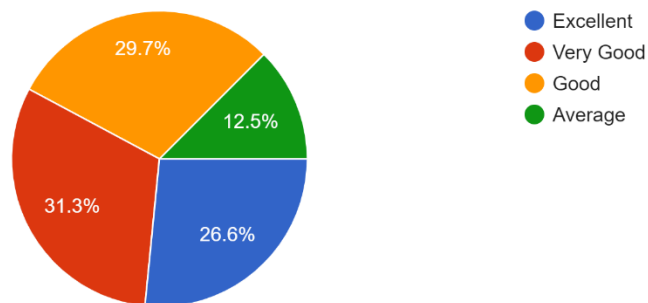


Two-thirds of students felt that teachers always give challenging tasks and assignments, while around one-fourth stated they do so "Often."

Q. How would you assess the quality of the study material provided by the teachers?

9. How would you assess the quality of the study material provided by the teachers?

192 responses

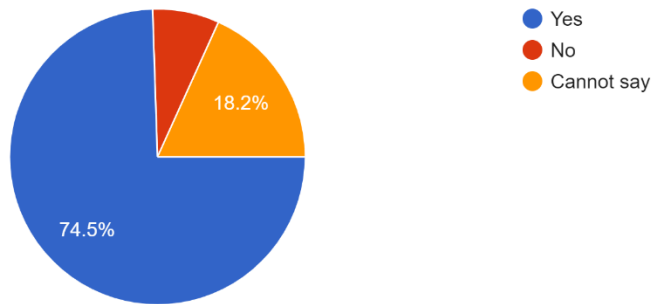


A significant portion of students rated the study material as "Excellent," "Very Good," or "Good."

Q. Do you think the teachers try to respond to the individual needs of the students?

10. Do you think the teachers try to respond to the individual needs of the students?

192 responses

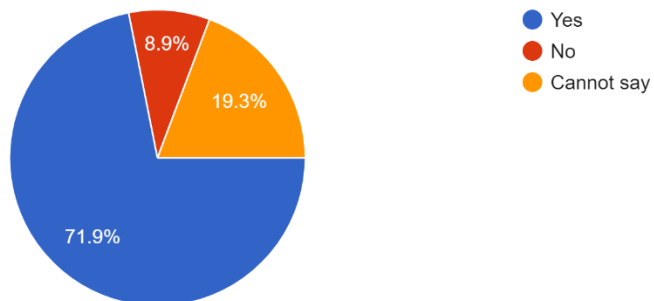


Around 75% of students felt that teachers make an effort to address their individual needs, while 20% disagreed.

Q. Do you think the teachers are able to provide mentoring and career guidance to students?

11. Do you think the teachers are able to provide mentoring and career guidance to students?

192 responses

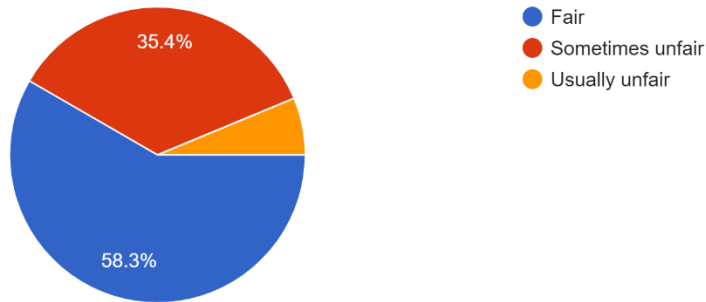


A majority (72%) of students believed that teachers offer effective mentoring and career guidance, while 20% disagreed.

Q. How do you find the fairness of the internal evaluation process?

12. How do you find the fairness of the internal evaluation process?

192 responses

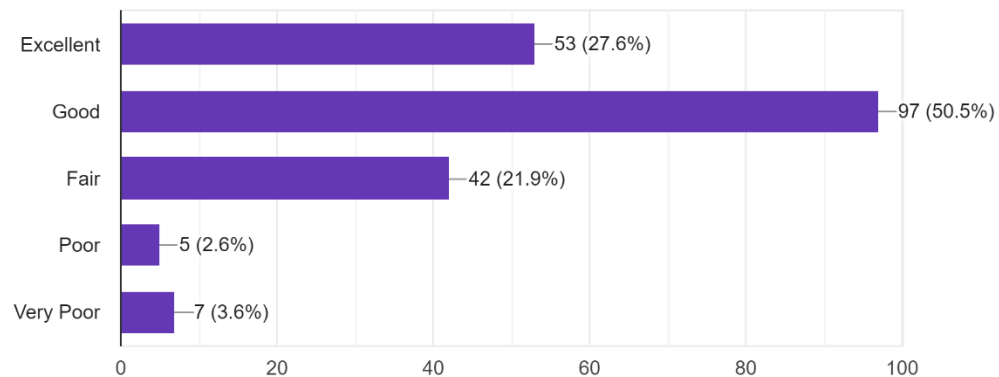


More than half of the students felt that the internal evaluation process was fair, while one-third believed it was sometimes unfair.

Q. How do you find the conduct of the practical classes?

13. How do you find the conduct of the practical classes?

192 responses

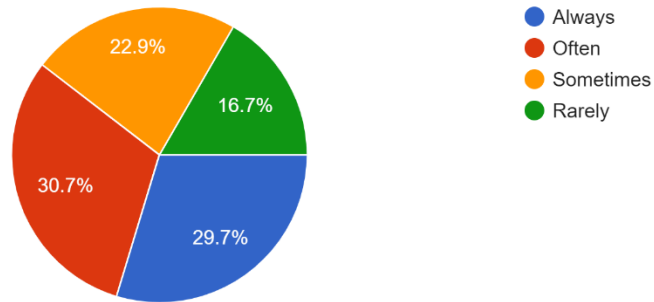


Most students rated practical classes as "Good" (50.5%), with 27.6% rating them as "Excellent." Only a small number found them "Poor" (2.6%) or "Very Poor" (3.6%).

Q. Was your performance in assignments discussed with you?

14. Was your performance in assignments discussed with you?

192 responses

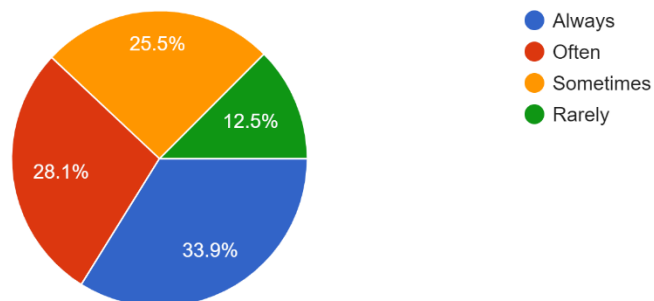


30.7% of students stated their assignment performance was discussed "Always," while 29.7% said "Often." 22.9% answered "Sometimes," and 16.7% said "Rarely".

Q. Do teachers inform you about your expected competencies, course outcomes and programme outcomes.

15. Do teachers inform you about your expected competencies, course outcomes and programme outcomes.

192 responses

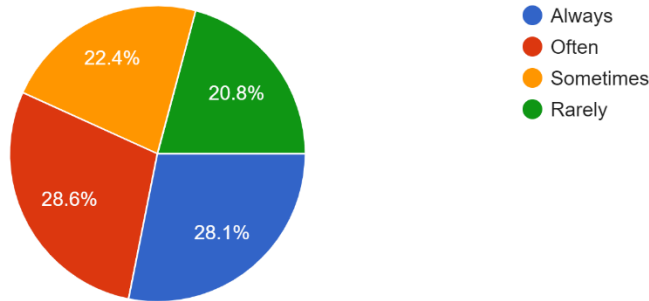


33.9% of students said teachers always inform them about competencies and outcomes, with a similar percentage reporting "Often" and "Sometimes".

Q. Do teachers identify your strengths and encourage you by providing the right level of challenges?

16. Do teachers identify your strengths and encourage you by providing the right level of challenges?

192 responses

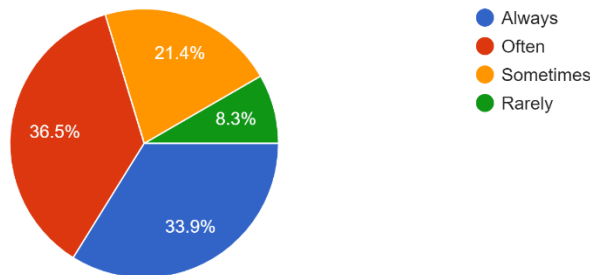


The responses were evenly distributed, with one-fourth of students reporting that teachers identify strengths and offer appropriate challenges "Always," "Often," "Sometimes," or "Rarely."

Q. Do teachers use student centric methods, such as experiential learning, participative learning and problem-solving methodologies for enhancing learning experiences.

17. Do teachers use student centric methods, such as experiential learning, participative learning and problem solving methodologies for enhancing learning experiences.

192 responses

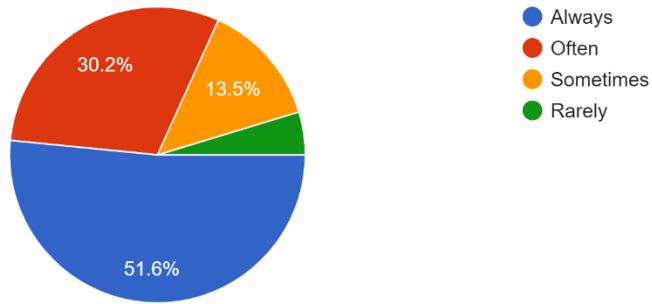


36.5% of students said that teachers always use student-centric methods, with 33.9% saying "Often" and 21.4% saying "Sometimes."

Q. Are teachers supportive if you face any academic issues?

18. Are teachers supportive if you face any academic issues?

192 responses

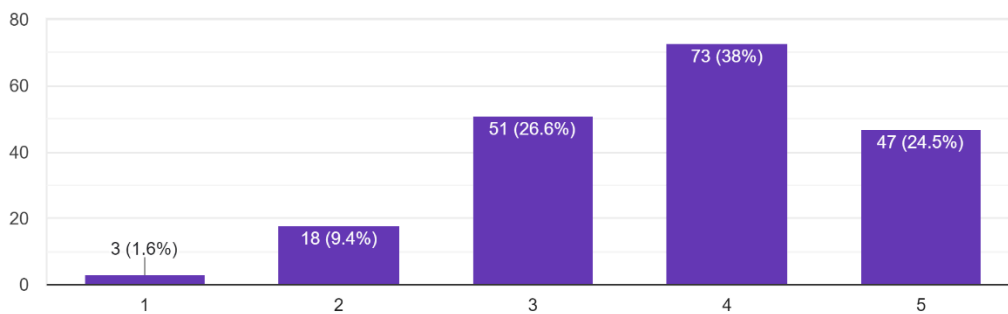


51.6% of students felt that teachers are always supportive with academic issues, and 30.2% said they are supported "Often".

Q. On a scale of 1-5, 1 being 'Not Relevant', and 5 being 'Very Relevant', how is the syllabus that you are studying relevant to fulfilment of your career and personal goals?

19. On a scale of 1-5, 1 being 'Not Relevant', and 5 being 'Very Relevant', how is the syllabus that you are studying relevant to fulfilment of your career and personal goals?

192 responses

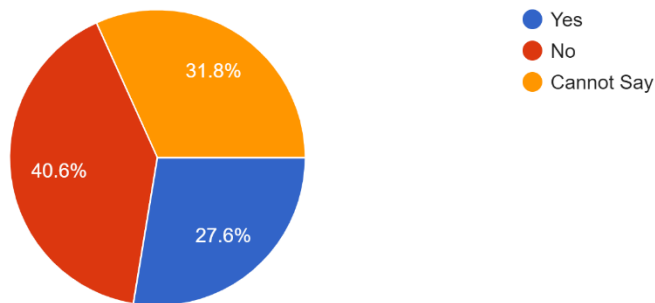


38% of students rated the syllabus a 4, and 24.5% rated it a 5 for relevance to their career and personal goals. Only 9.4% rated it a 2, and 1.6% rated it a 1.

Q. Do you think that the college promotes enough internship and field visit opportunities for students.

21. Do you think that the college promotes enough internship and field visit opportunities for students.

192 responses

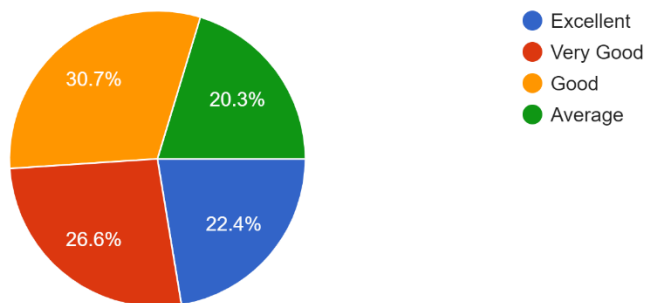


40.6% of students felt the college promotes sufficient internship and field visit opportunities, while 31.8% disagreed.

Q. How would you grade the academic environment of the college?

22. How would you grade the academic environment of the college?

192 responses

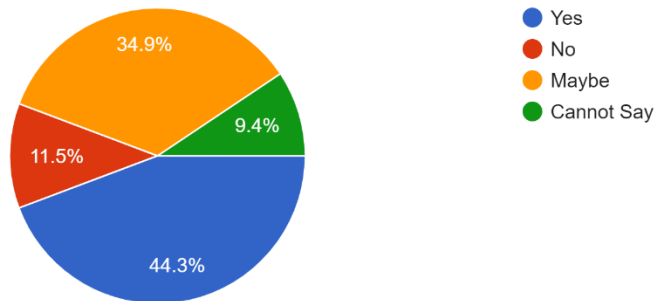


The majority (79.7%) rated the academic environment as "Excellent," "Very Good," or "Good"

Q. Do you think the college provides ample co-curricular opportunities for holistic development?

23. Do you think the college provides ample co-curricular opportunities for holistic development?

192 responses

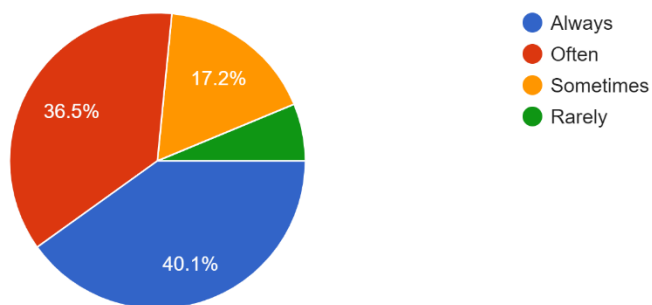


44.3% of students agreed that the college offers enough co-curricular opportunities, while 34.9% disagreed.

Q. Are advisors helpful and give you time to sort issues?

24. Are advisors helpful and give you time to sort issues?

192 responses

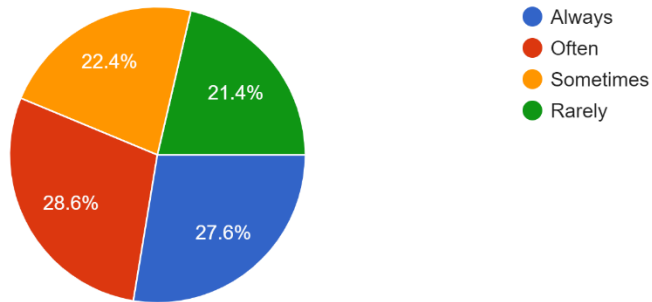


40% of students found their advisors helpful and available to sort issues, while 36% said they were "Often" helpful.

Q. Do you think the admin and account staff is helpful to students?

25. Do you think the admin and account staff is helpful to students?

192 responses

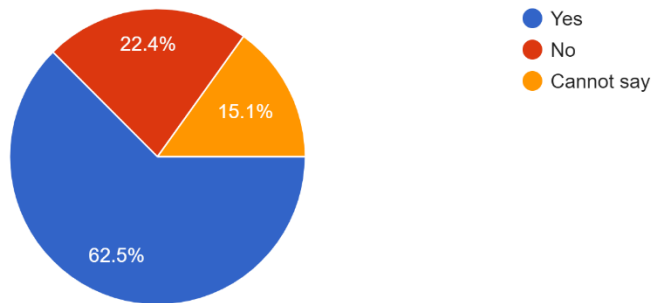


28% of students felt the admin and account staff were helpful, while 27% said "Often," 22% said "Sometimes," and 21% said "Rarely"

Q. Do you get exposure in a range of learning resources like movies, e-resources, teamwork, field visits?

26. Do you get exposure in a range of learning resources like movies, e-resources, teamwork, field visits?

192 responses

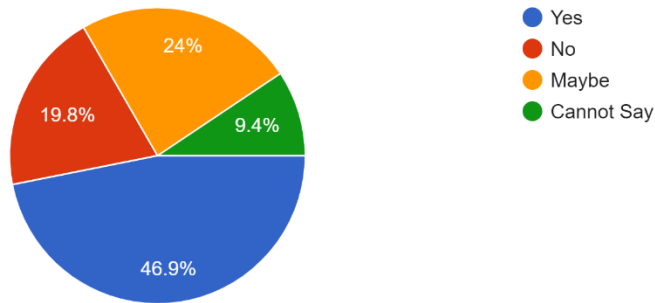


62% of students confirmed they have exposure to a range of learning resources, while 22% said they do not.

Q. Do you think the college library is well-stocked with primary and secondary study material for students?

27. Do you think the college library is well-stocked with primary and secondary study material for students?

192 responses

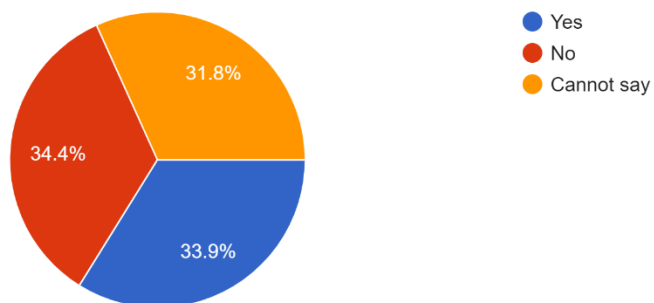


46% of students felt the college library is well-stocked, while 24% disagreed.

Q. Do you have enough sports facilities?

28. Do you have enough sports facilities?

192 responses

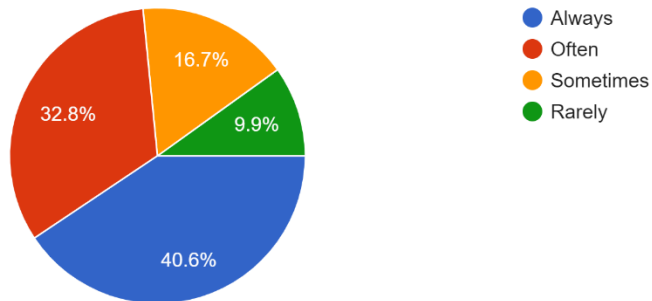


33.9% of students confirmed the availability of adequate sports facilities, while 31.8% disagreed.

Q. Do you think the classrooms and basic amenities are regularly cleaned and well-maintained?

29. Do you think the classrooms and basic amenities are regularly cleaned and well-maintained?

192 responses

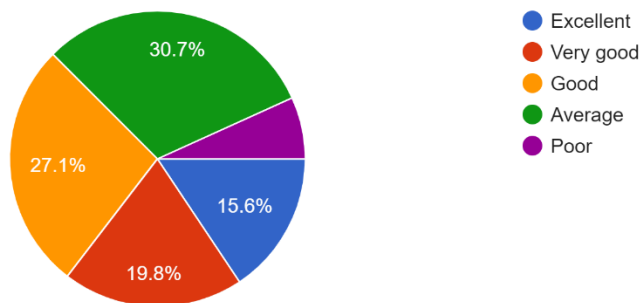


40% of students felt that classrooms and amenities are cleaned "Always," while 32% said "Often".

Q. How would you rate your classrooms and labs.

30. How would you rate your classrooms and labs.

192 responses

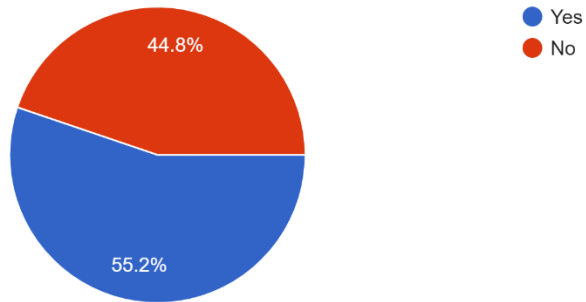


30% of students rated classrooms and labs as "Excellent," with 27% rating them "Very Good".

Q. Do you get medical aid when required?

31. Do you get medical aid when required?

192 responses

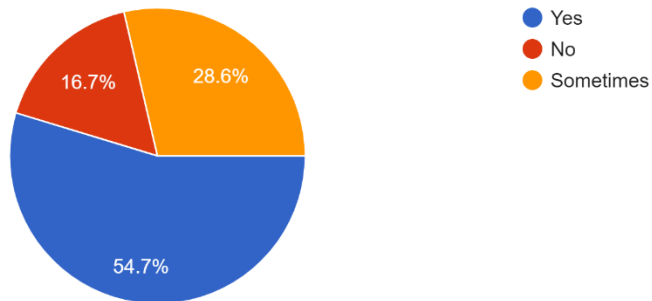


55.2% of students confirmed they receive medical aid when needed, while 44.8% said they do not.

Q. Are the toilets clean?

32. Are the toilets clean?

192 responses

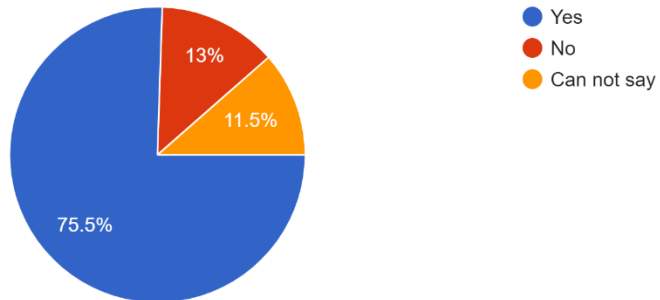


54% of students reported that the toilets are clean, while 28% disagreed.

Q. Are the toilets enough in number?

33. Are the toilets enough in number?

192 responses

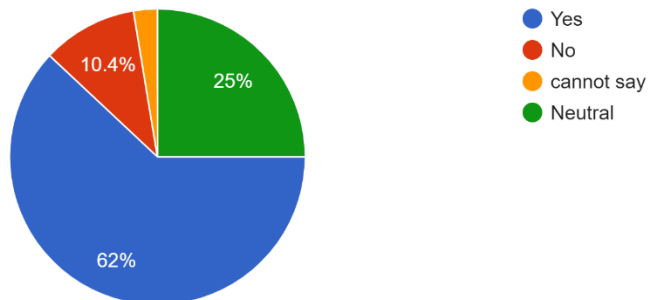


75.5% of students felt there are enough toilets, while 13% disagreed.

Q. Is the canteen food affordable?

34. Is the canteen food affordable?

192 responses

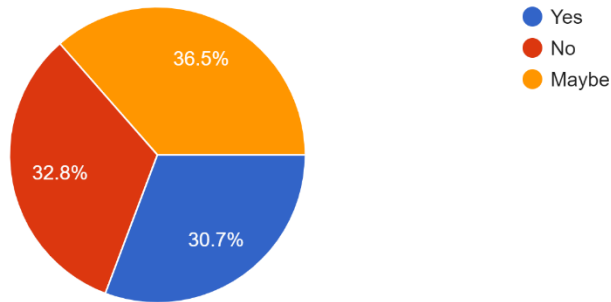


62% of students found the canteen food affordable, while 25% said it was not.

Q. Is the canteen clean and hygienic?

35. Is the canteen clean and hygienic?

192 responses

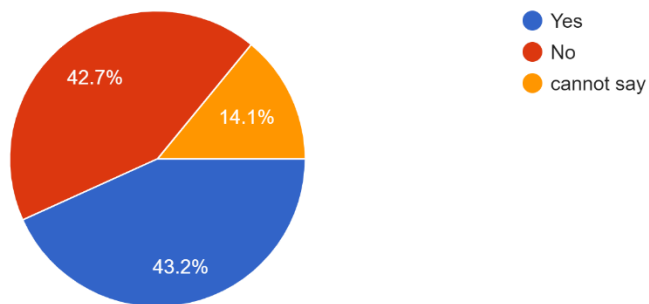


Only 36.5% of students said the canteen is clean and hygienic, while 32.8% said it is not.

Q. Does the canteen have enough variety of food items?

36. Does the canteen have enough variety of food items?

192 responses

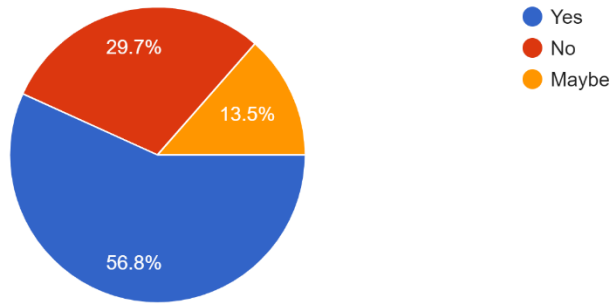


42.7% of students said the canteen offers enough variety, while 43.2% disagreed.

Q. Are water coolers enough in college?

37. Are water coolers enough in college?

192 responses

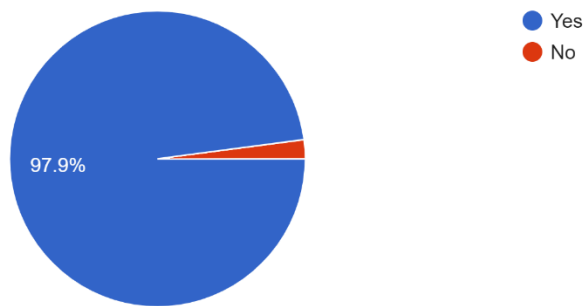


56% of students said there are enough water coolers, while 29% disagreed.

Q. Do you feel safe in the college premises?

38. Do you feel safe in the college premises?

192 responses

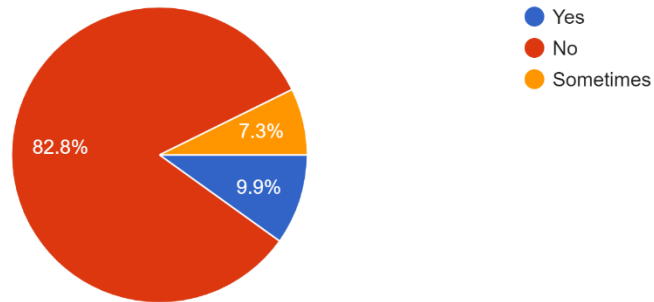


97.9% of students reported feeling safe, with only 2.1% expressing concerns.

Q. Have you ever experienced institutional discrimination of any kind at IHE?

39. Have you ever experienced institutional discrimination of any kind at IHE?

192 responses

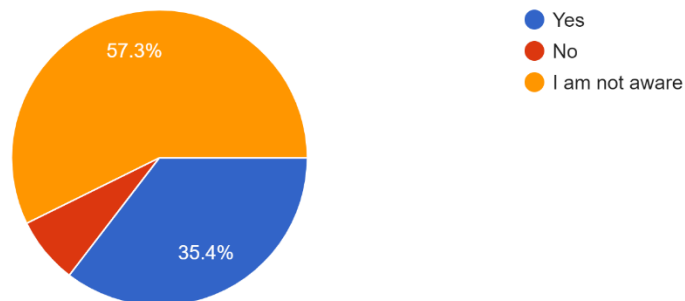


Majority of students (82.8%) reported no experience of institutional discrimination.

Q. Do you think IHE has an effective grievance redressal mechanism in place for students?

40. Do you think IHE has an effective grievance redressal mechanism in place for students?

192 responses



57.3% of students believe that IHE has an effective grievance redressal mechanism.

Q. Feedback with regards to the syllabi:

Following suggestions were given by the students:

1. More time should be allotted to cover the syllabus to avoid last-minute pressure during exams.
2. Increased exposure through internships or field visits is essential, especially for Home Science students.
3. More practical exposure and career guidance programs would be beneficial.
4. Skill-based courses, particularly in Food Technology, would be helpful for career development.
5. The syllabus is relevant to academic needs but could benefit from more skill enhancement and personality development opportunities.
6. Teachers do an excellent job helping us understand complex topics
7. Incorporating more practical experiences will aid in better learning outcomes.

Q. Suggestions to improve the overall experience in college

1. Offer study-abroad programs and international internships to foster global engagement.
2. Establish a secure, transparent complaint system to ensure student issues are addressed.
3. Provide more opportunities for career counseling, entrepreneurship, and innovation.
4. Expand support services for physical and mental health, including fitness classes and counseling.
5. Strengthen alumni engagement to create a robust alumni-student network.

ALUMNI
FEEDBACK