

# INSTITUTE OF HOME ECONOMICS

(UNIVERSITY OF DELHI)



## **1.4 Feedback from Stakeholders (2023-24): A Brief Analysis**

### **1.4.2 Stakeholder Feedback Report**

## *Table of Contents*

<i>S. No.</i>	<i>Section</i>
<i>1</i>	<i>Feedback from Faculty</i>
<i>2</i>	<i>Feedback from Students</i>
<i>3</i>	<i>Feedback from Alumni</i>
<i>4</i>	<i>Feedback from Non-teaching staff</i>
<i>5</i>	<i>Feedback from Parents</i>

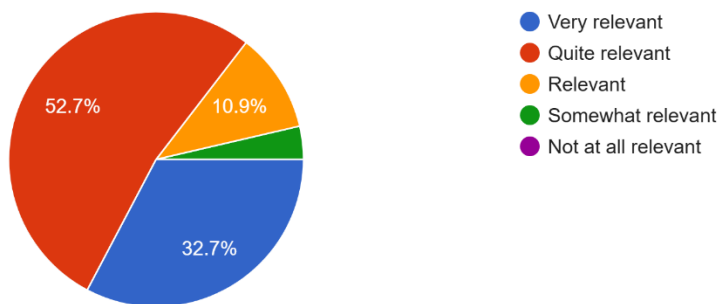
FEEDBACK  
FROM FACULTY

## **CURRICULAR AND PEDAGOGIC COMPONENTS, ICT FACILITIES**

### **Q. How much is the current syllabus of the course(s) that you are teaching relevant to contemporary trends in the discipline?**

1. How much is the current syllabus of the course(s) that you are teaching relevant to contemporary trends in the discipline?

55 responses

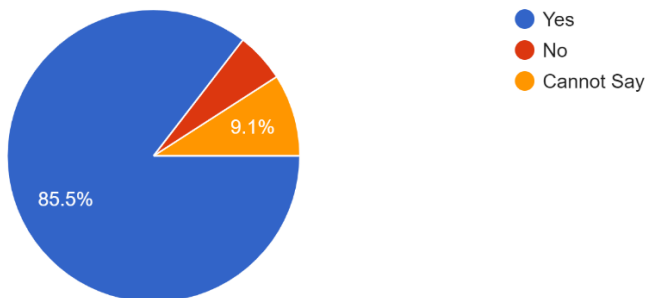


Over 80% of faculty members believe the syllabus is either quite or very relevant to current trends in the discipline.

### **Q. Do you think the curriculum responds to the emerging research and practical application needs of the field?**

2. Do you think the curriculum responds to the emerging research and practical application needs of the field?

55 responses

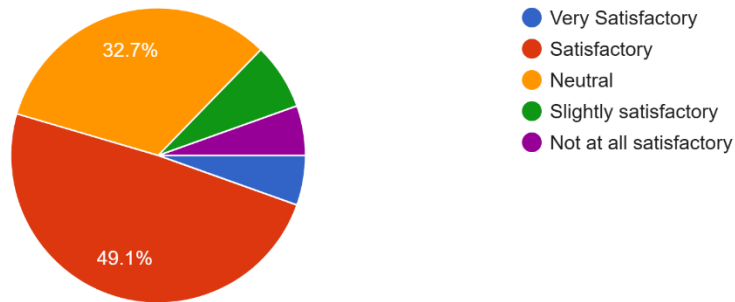


A significant majority (85.5%) of respondents agree that the curriculum responds well to the emerging research and practical application needs, with only 9.1% expressing disagreement.

**Q. How would you rate the ICT facilities at IHE and its contribution in creating a technologically upgraded pedagogical environment?**

3. How would you rate the ICT facilities at IHE and its contribution in creating a technologically upgraded pedagogical environment?

55 responses

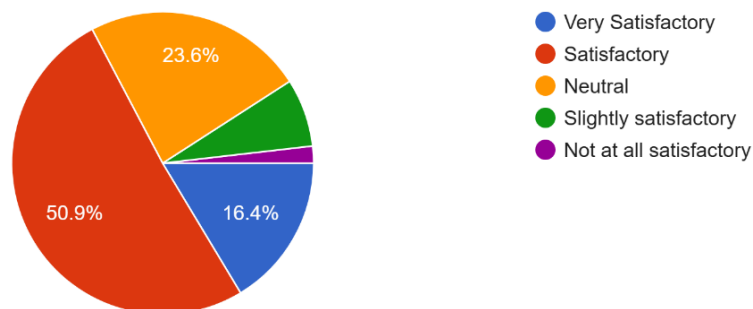


Around half of the respondents indicated that the ICT facilities contribute positively to a technologically upgraded teaching environment. Approximately 30% remained neutral on this matter.

**Q. How would you rate the institute's efforts to prepare the teaching staff to utilize the ICT framework, specifically during the pandemic?**

4. How would you rate the institute's efforts to prepare the teaching staff to utilize the ICT framework?

55 responses

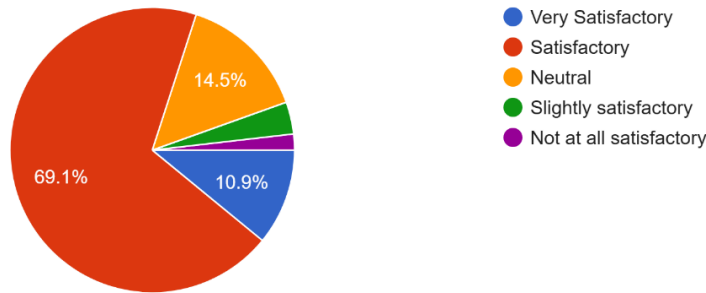


Only about 50% of faculty members felt the institute made a considerable effort to prepare them for utilizing ICT effectively.

**Q. How would you rate the availability of primary and secondary physical study material for students and teachers in the library?**

5. How would you rate the availability of primary and secondary physical study material for students and teachers in the library?

55 responses

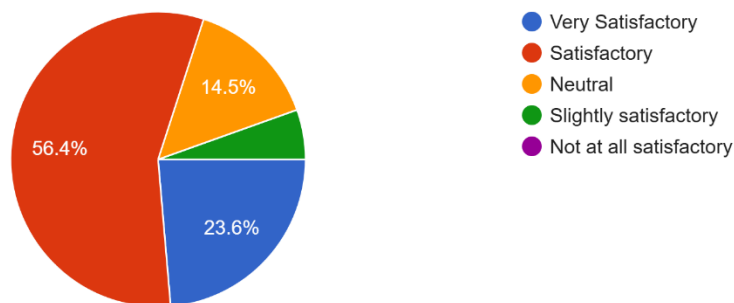


About 80% of faculty members are satisfied with the availability of physical study materials for both students and faculty in the library.

**Q. How would you rate the availability of primary and secondary online materials and facilities through the library and website?**

6. How would you rate the availability of primary and secondary online materials and facilities through the library and website?

55 responses



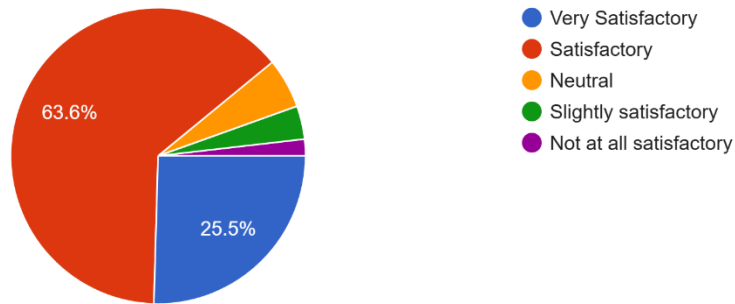
Just over half of respondents were satisfied with the online materials and services provided by the library and website, with roughly a quarter expressing high satisfaction.

## **ACADEMIC AND RESEARCH ENVIRONMENT**

### **Q. How would you rate the academic and work culture at IHE?**

7. How would you rate the academic and work culture at IHE?

55 responses

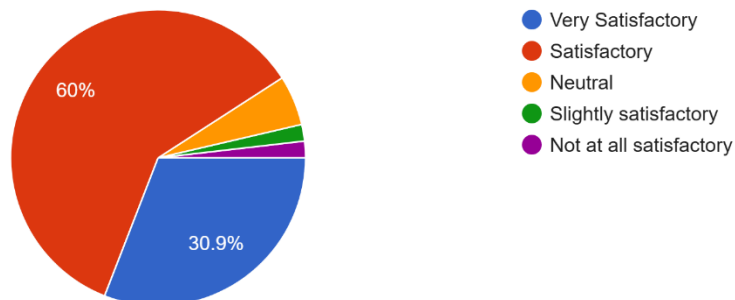


Two-thirds of respondents were satisfied with the academic and work culture at the institute, and one-quarter rated it as very satisfactory.

### **Q. How would you rate the quality of your job satisfaction at IHE?**

8. How would you rate the quality of your job satisfaction at IHE?

55 responses

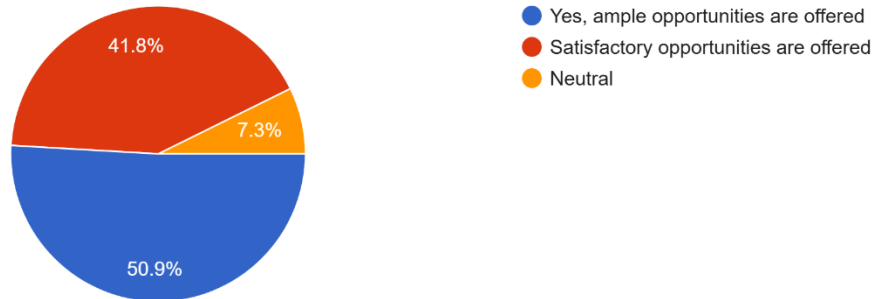


More than 90% of faculty members were either satisfied or very satisfied with their job quality at the institute.

**Q. Do you think that IHE offers faculty members opportunities for professional growth?**

9. Do you think that IHE offers faculty members opportunities for professional growth?

55 responses



Half of the respondents indicated ample opportunities for professional growth, while 40% found the available opportunities satisfactory.

**Q. As a faculty, do you have freedom to make decisions about the curriculum, pedagogy and assessment of your students?**

10. As a faculty, do you have freedom to make decisions about the curriculum, pedagogy and assessment of your students?

55 responses



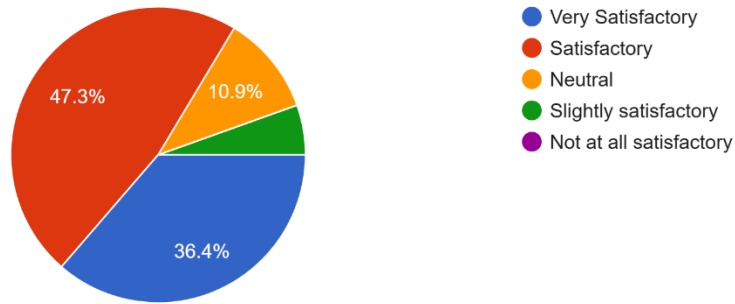
Two-thirds of respondents feel they have some level of participation in decision-making processes related to curriculum, pedagogy, and assessment.



**Q. Do you feel satisfied with the ‘Timetables’ that are created at the institute?**

11. Do you feel satisfied with the 'Timetables' that are created at the Institute?

55 responses

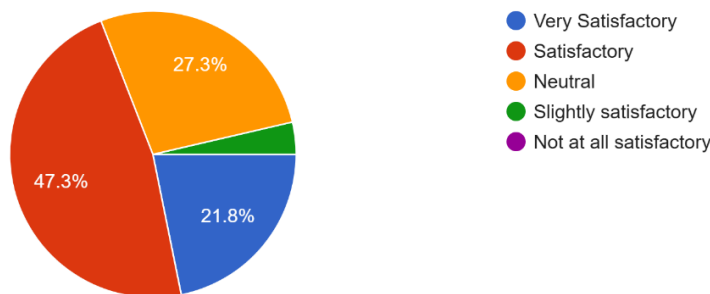


Around half of faculty members were satisfied with the timetables, with just over a third expressing high satisfaction.

**Q. How satisfied are you with the kind of ‘Conferences and Faculty Development Programs’ that are organized in the institutes?**

12. How satisfied are you with the kind of 'Conferences and Faculty Development Programs' that are organized in the Institute?

55 responses

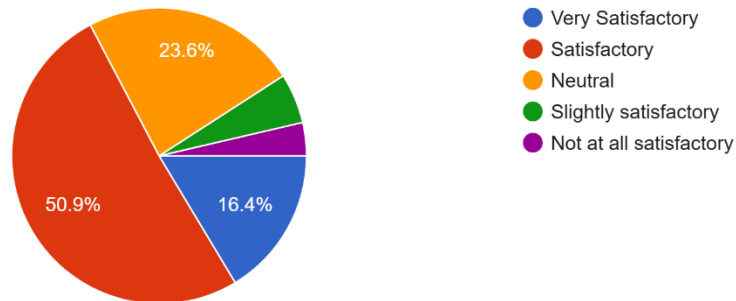


About half of respondents were satisfied with the conferences and faculty development programs, while 30% were neutral.

**Q. How would you rate the research environment at the institute?**

13. How would you rate the research environment at the Institute?

55 responses

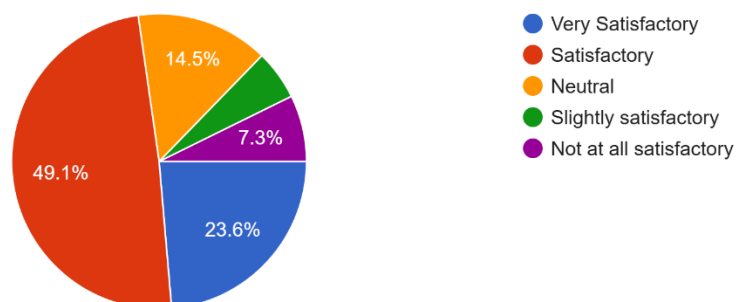


Less than half of respondents were satisfied with the research environment, and about a quarter were more critical.

**Q. Are you satisfied with the space and opportunities available to you to participate in the wider academic life of the university and beyond?**

14. Are you satisfied with the space and opportunities available to you to participate in the wider academic life of the University and beyond?

55 responses



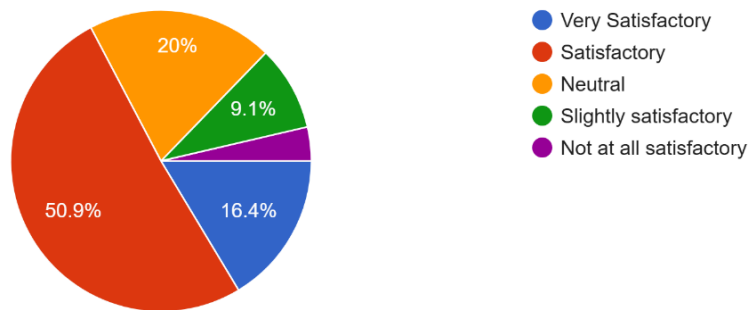
Half of the respondents were satisfied with the space and opportunities available, while one-quarter were neutral.

## INFRASTRUCTURAL DIMENSIONS/FACTORS

### **Q. Do you think that the institute's infrastructure is inclusive and responds to the needs of different stakeholders?**

15. Do you think that the Institute's infrastructure is inclusive and responds to the needs of different stakeholders?

55 responses

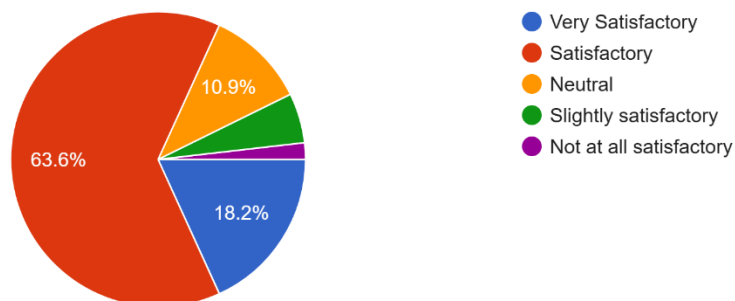


Half of the faculty members believe that the infrastructure is inclusive and responds to the needs of various stakeholders.

### **Q. How would you rate the hygiene and cleanliness of the classrooms and basic amenities at the institute?**

16. How would you rate the hygiene and cleanliness of the classrooms and basic amenities at the Institute?

55 responses

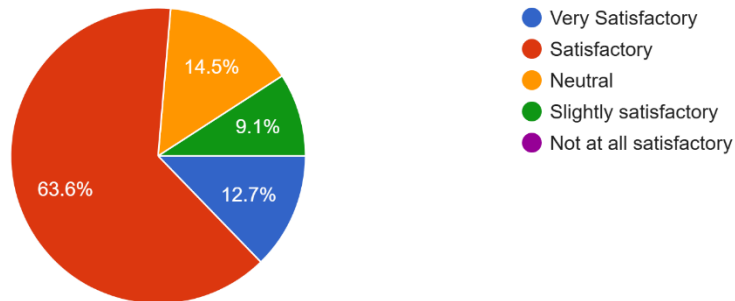


A little over 60% of respondents rated the hygiene and cleanliness of classrooms and basic amenities as satisfactory, with one-fifth considering them very satisfactory.

**Q. How would you rate the hygiene and cleanliness of the toilets at the institute?**

17. How would you rate the hygiene and cleanliness of the toilets at the Institute?

55 responses

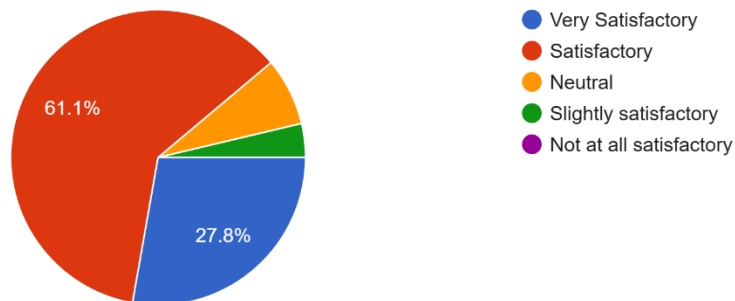


Approximately 65% of respondents found the hygiene and cleanliness of the toilets satisfactory.

**Q. How would you rate the accessibility, lift and fire security management at the institute premises?**

18. How would you rate the accessibility, lift and fire security management at the Institute premises?

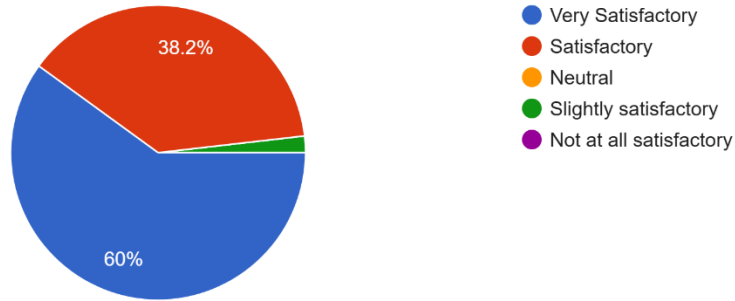
54 responses



Two-thirds of respondents found accessibility, lifts, and fire security satisfactory, with nearly one-third rating these as excellent.

**Q. Do you think the institute is safe for students and faculty?**

19. Do you think the Institute is safe for students and faculty?  
55 responses

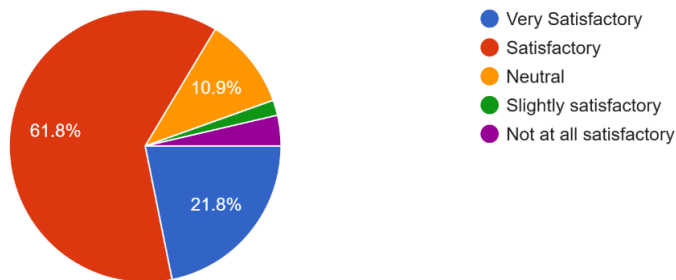


A majority (60%) rated the institute's safety as very satisfactory, with an additional 40% finding it satisfactory.

**INSTITUTIONAL GOVERNANCE**

**Q. Do you feel satisfied with the committee work allocated to you at the Institute?**

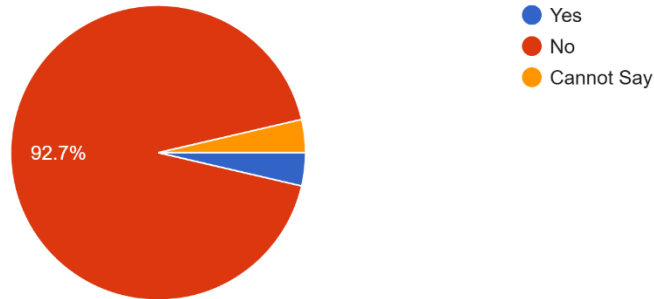
20. Do you feel satisfied with the committee work allocated to you at the Institute?  
55 responses



A majority of respondents rated their satisfaction with committee work as satisfactory, with about 20% finding it very satisfactory.

**Q. Have you ever experienced institutional discrimination of any kind?**

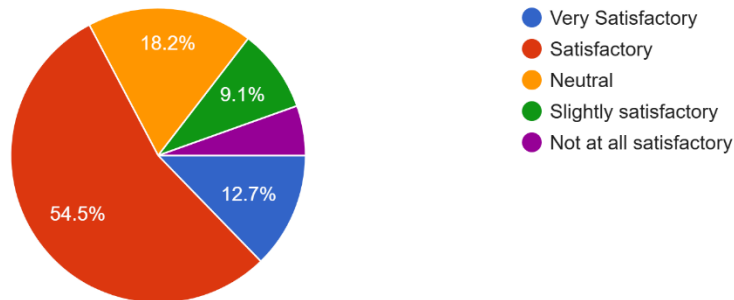
21. Have you ever experienced institutional discrimination of any kind?  
55 responses



Most respondents did not feel any form of discrimination at the institute, though a few reported experiencing it. The flow of communication between faculty and administration was deemed satisfactory by 50% of respondents.

**Q. How would you rate the grievance redressal mechanism for members of the teaching community?**

22. How would you rate the grievance redressal mechanism for members of the teaching community?  
55 responses

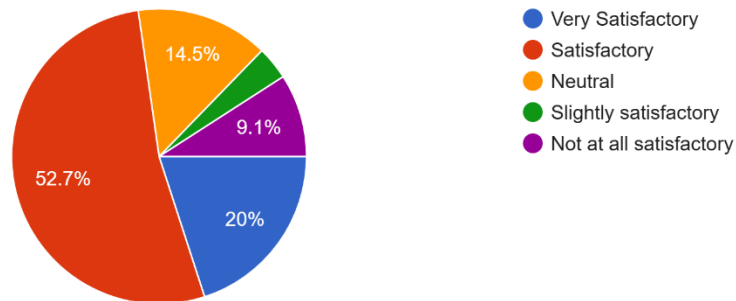


The grievance redressal mechanism was found satisfactory by 50% of respondents, while 20% were neutral on this matter.

**Q. How would you rate the flow of communication between faculty and administration at the Institute?**

23. How would you rate the flow of communication between faculty and administration at the Institute?

55 responses

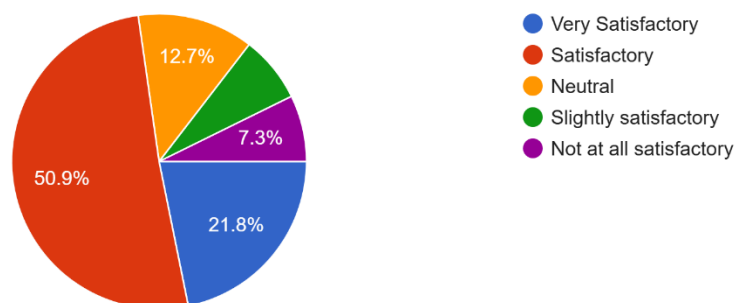


Half of the faculty were satisfied with the flow of communication between faculty and administration, and one-fifth rated it as very satisfactory.

**Q. How would you rate the work-ethics and behavior of the employees of the administrative department in their dealing with faculty?**

24. How would you rate the work-ethics and behavior of the employees of the administrative department in their dealing with faculty?

55 responses

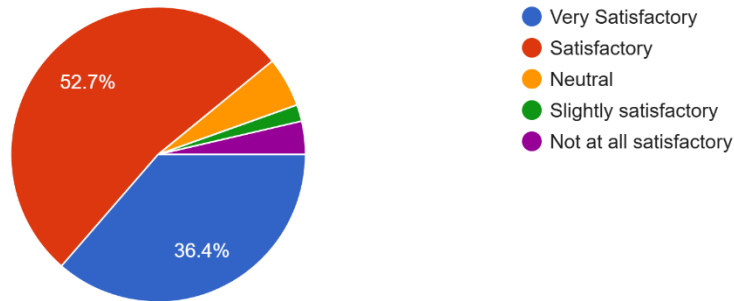


About 50% of respondents rated the work ethics and behavior of administrative employees as satisfactory, while 20% found it very satisfactory.

**Q. How would you rate the efficiency and behavior of the employees of the accounts department in their dealing with faculty?**

25. How would you rate the efficiency and behavior of the employees of the accounts department in their dealing with faculty?

55 responses

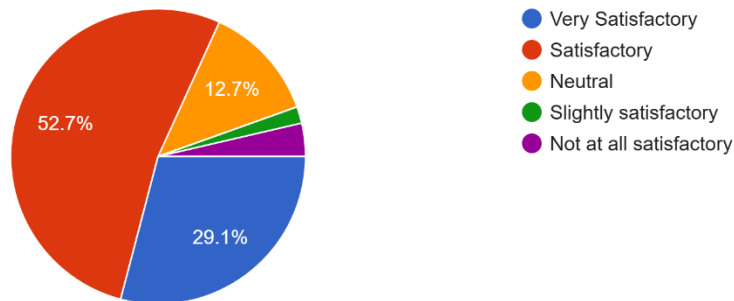


Around 50% of respondents were satisfied with the efficiency and behavior of the accounts department employees.

**Q. How would you rate the inclusion of divergent opinions in institutional bodies like Staff Council and relevant committees?**

26. How would you rate the inclusion of divergent opinions in Institutional bodies like Staff Council and relevant committees?

55 responses



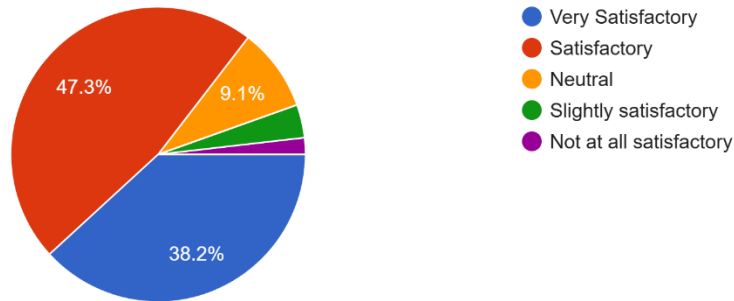
Approximately 50% of respondents were satisfied with the inclusion of divergent opinions in institutional bodies.



**Q. How would you rate the conduct of the institutional leadership with regard to democratic functioning, transparency and support to faculty?**

27. How would you rate the conduct of the institutional leadership with regard to democratic functioning, transparency and support to faculty?

55 responses

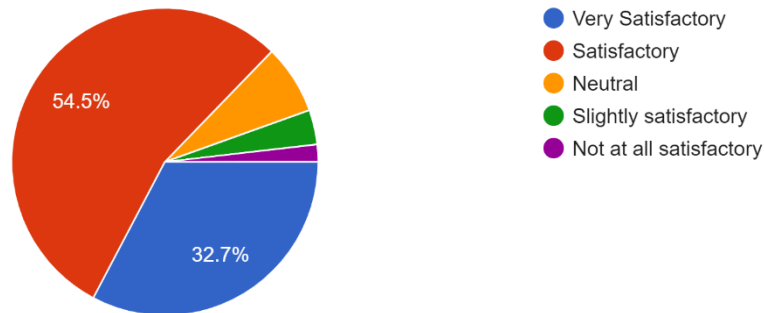


Just under half of the respondents rated the institutional leadership's conduct as satisfactory, with 40% rating it as very satisfactory.

**Q. How would you rate the overall experience of working in the college?**

28. How would you rate the overall experience of working in the college?

55 responses



Around 60% of respondents rated their overall experience as satisfactory, while 20% rated it as very satisfactory.

**Q. Suggestions for improving infrastructure and hygiene in the institution:**

Following suggestions were given by the faculty:

1. Canteen needs more space, basic facilities like fans for sitting area and overall upgradation and healthy food availability in canteen.
2. More and better space needed for staff to keep their reading material, assignments etc and to sit in between the classes, for meetings etc.
3. Improved internet connectivity across campus.
4. More classrooms required on Ground floor
5. Better ICT facilities, including software installation, both for students and teachers.
6. Timely repairs and maintenance.
7. More work space and better lab facilities.
8. More cleanliness of toilets particularly of students.
9. Require an auditorium and a video lab.
10. Overhaul the credit ecosystem, Harness latest technologies, streamline priorities.
11. Enhanced sports facilities, including a proper sports ground.
12. Additional lift in the new building.
13. Installation of sensor taps for hygiene and water conservation.

**Q. Mention the kind and nature of support you need from the institution for fulfilling your professional goals**

1. Streamlining administrative work and better record-keeping.
2. Financial support for research activities (chemicals, instruments).
3. Additional funding for conference attendance.
4. Improved research equipment and desktops with better memory.
5. A peaceful and positive work environment.
6. Better digital equipment and internet for teaching.
7. Sponsorship for conferences, workshops, and academic events.

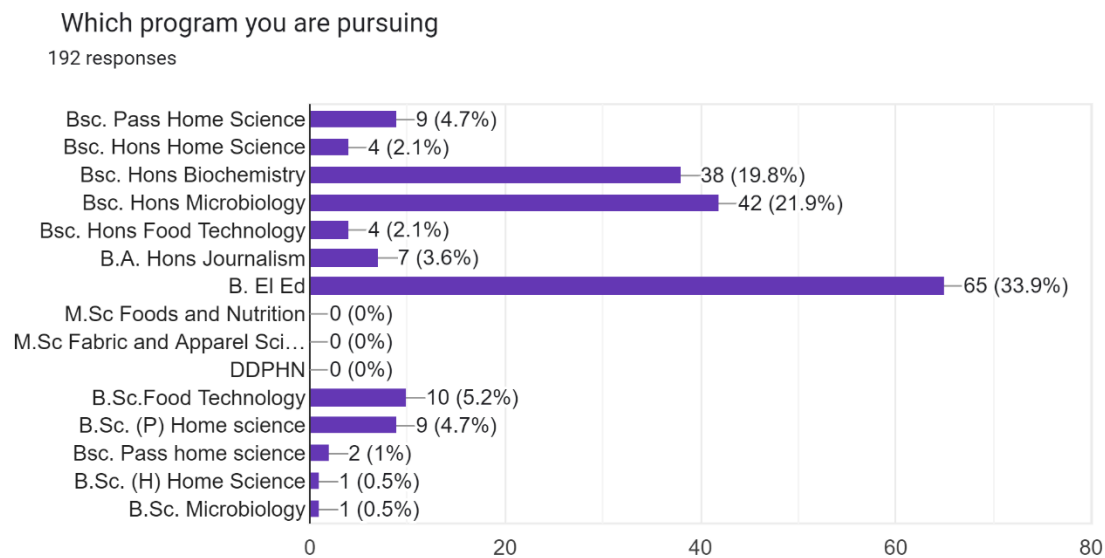
**Q. Kindly give suggestions for improving overall work culture in the institution**

1. More balanced distribution of work.
1. More support from admin staff for non-academic tasks.
2. Upgraded infrastructure, including classrooms, toilets, and canteen
3. Increased interdepartmental collaboration and learning.
4. Student exchange programs and faculty development programs (FDPs).
5. Travel grants for research and academic events.

STUDENTS

FEEDBACK

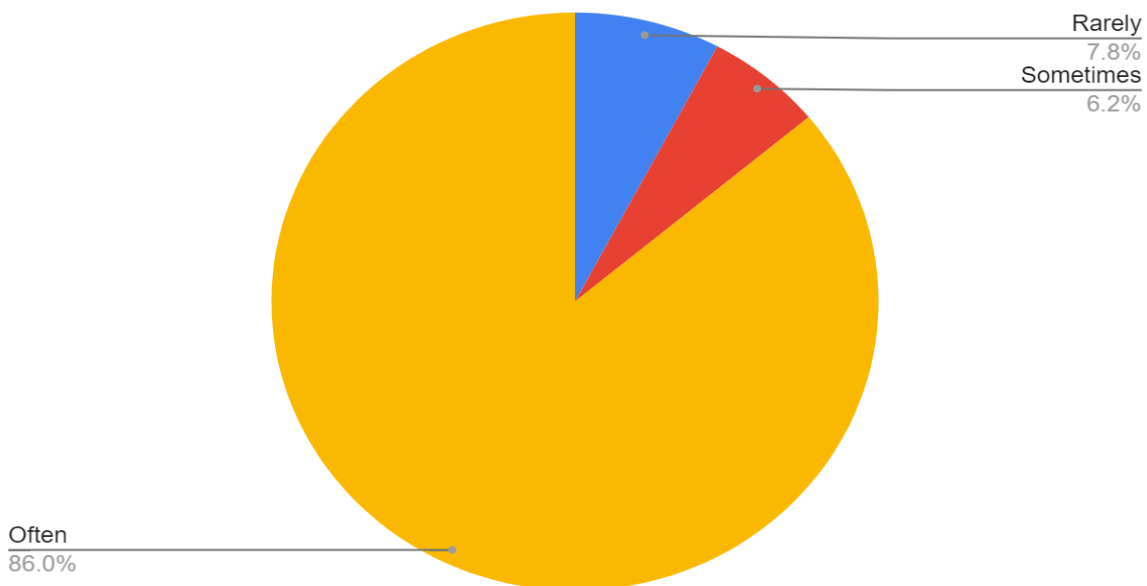
## Q. Which program are you pursuing?



Data indicates a significant concentration of students in the B.El.Ed. and B.Sc. Hons. Microbiology programs.

## Q. Do your teachers take classes regularly?

1. Do your teachers take classes regularly?

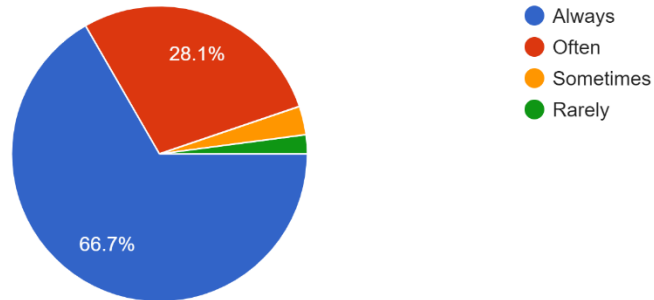


Over 75% of students confirmed that their teachers conduct classes "Often," while nearly 20% responded "Sometimes."

**Q. Do the teachers ensure timely completion of the syllabus?**

2. Do the teachers ensure timely completion of the syllabus?

192 responses

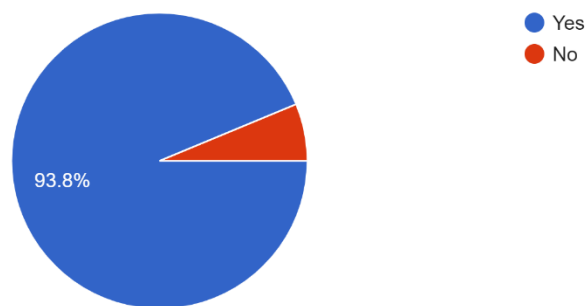


More than half of the students reported that teachers always complete the syllabus on time, while one-fourth stated they do so "Often." The remaining responses were split between "Sometimes" and "Rarely."

**Q. Do you think the teachers have the requisite skills and confidence to manage the class?**

3. Do you think the teachers have the requisite skills and confidence to manage the class?

192 responses

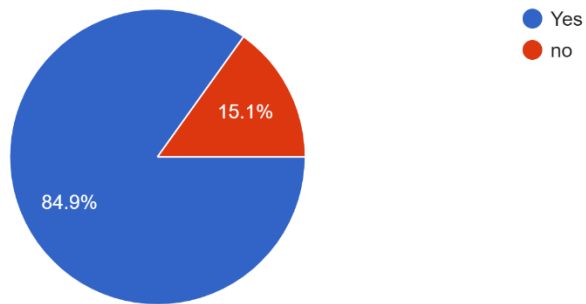


Almost all respondents agreed that teachers possess the necessary skills and confidence to manage their classes effectively.

**Q. Do you find the class interactive, discussion-oriented and democratic?**

4. Do you find the class interactive, discussion-oriented and democratic?

192 responses

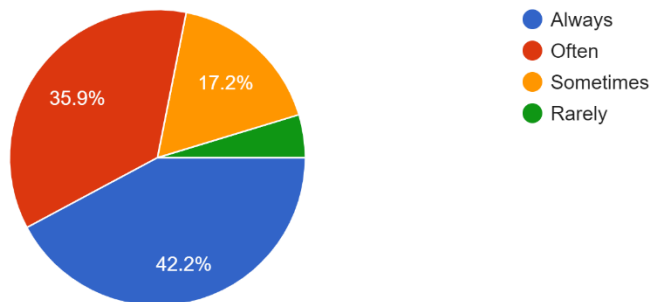


Over 75% of students felt that classes are interactive, discussion-oriented, and democratic, while less than 20% disagreed.

**Q. Do the teachers refer to the latest academic developments in her/his discipline to create an intellectually stimulating classroom?**

5. Do the teachers refer to the latest academic developments in her/his discipline to create an intellectually stimulating classroom?

192 responses

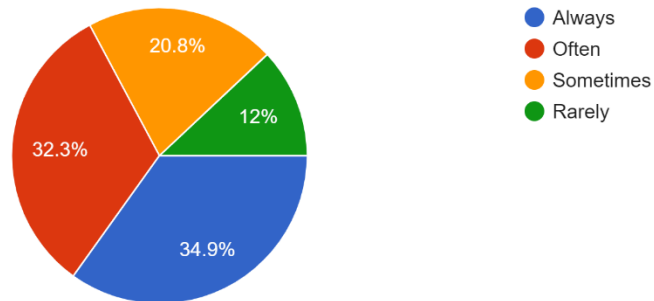


Less than half of the students reported that teachers always refer to the latest developments, while about 40% said they do so "Often"

**Q. Do the teachers make effective use of ICT (Information and Communication Technology) to enhance the learning experience?**

6. Do the teachers make effective use of ICT (Information and Communication Technology) to enhance the learning experience?

192 responses

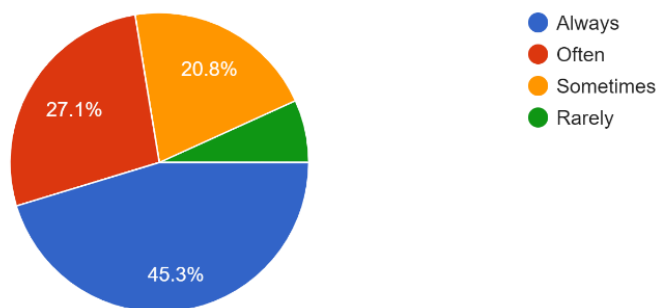


The responses were evenly distributed, with one-third of students stating that teachers always use ICT effectively, and another third saying they do so "Often."

**Q. Do the teachers complement theory classes with laboratory experiments or field experiences/practical examples to ensure that students understand the content knowledge?**

7. Do the teachers complement theory classes with laboratory experiments or field experiences/practical examples to ensure that students understand the content knowledge?

192 responses

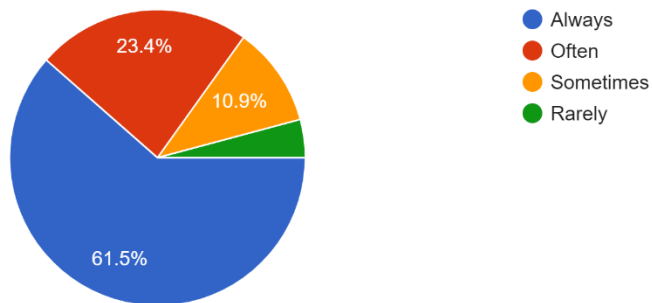


Nearly 50% of students felt that teachers often use practical examples, laboratory experiments, or field experiences to supplement theory classes.

**Q. Do the teachers give intellectually challenging tasks, assignments or projects to advance your knowledge of the content area?**

8. Do the teachers give intellectually challenging tasks, assignments or projects to advance your knowledge of the content area?

192 responses

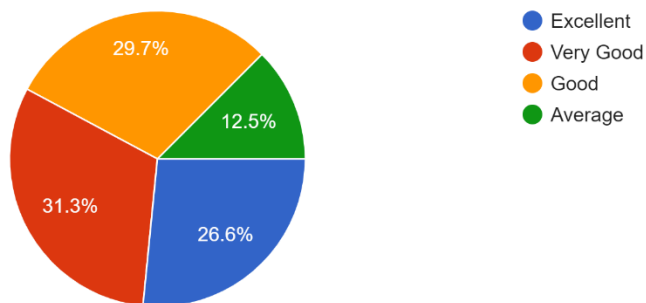


Two-thirds of students felt that teachers always give challenging tasks and assignments, while around one-fourth stated they do so "Often."

**Q. How would you assess the quality of the study material provided by the teachers?**

9. How would you assess the quality of the study material provided by the teachers?

192 responses



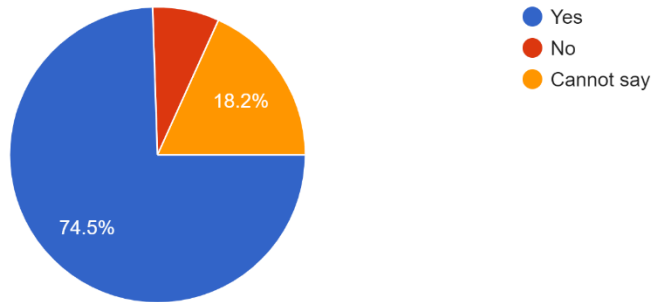
A significant portion of students rated the study material as "Excellent," "Very Good," or "Good."



**Q. Do you think the teachers try to respond to the individual needs of the students?**

10. Do you think the teachers try to respond to the individual needs of the students?

192 responses

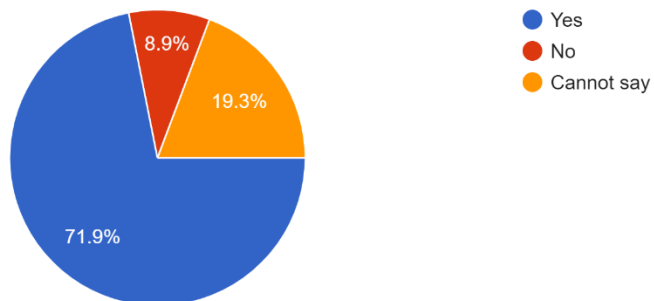


Around 75% of students felt that teachers make an effort to address their individual needs, while 20% disagreed.

**Q. Do you think the teachers are able to provide mentoring and career guidance to students?**

11. Do you think the teachers are able to provide mentoring and career guidance to students?

192 responses

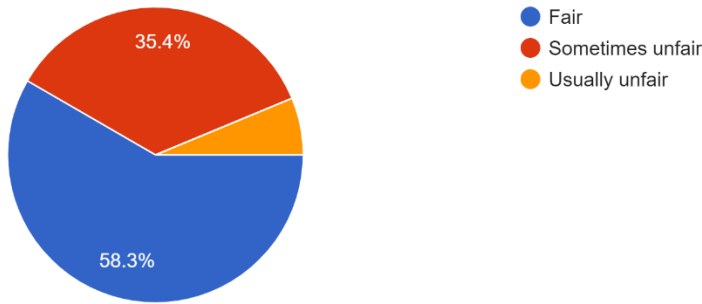


A majority (72%) of students believed that teachers offer effective mentoring and career guidance, while 20% disagreed.

**Q. How do you find the fairness of the internal evaluation process?**

12. How do you find the fairness of the internal evaluation process?

192 responses

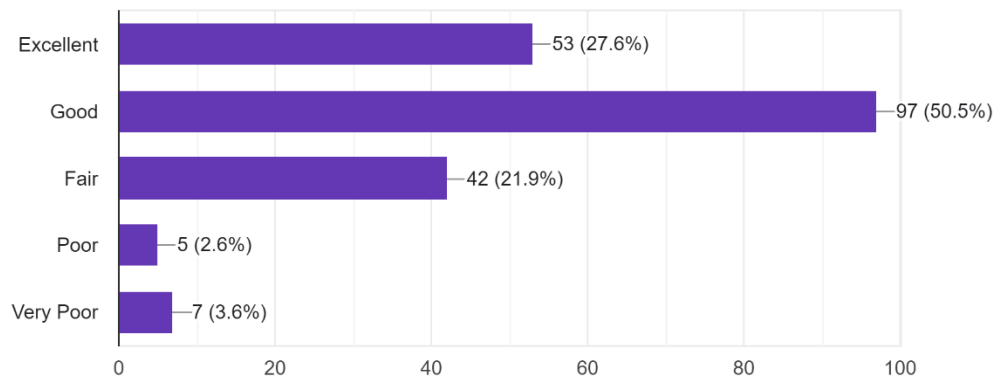


More than half of the students felt that the internal evaluation process was fair, while one-third believed it was sometimes unfair.

**Q. How do you find the conduct of the practical classes?**

13. How do you find the conduct of the practical classes?

192 responses

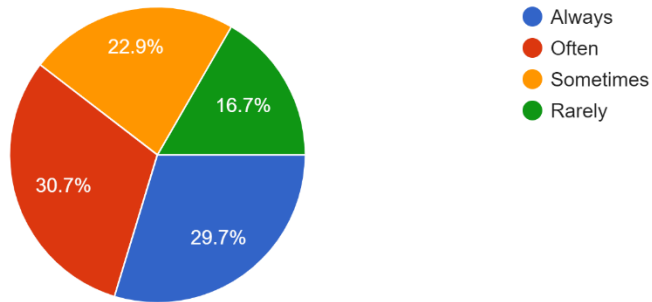


Most students rated practical classes as "Good" (50.5%), with 27.6% rating them as "Excellent." Only a small number found them "Poor" (2.6%) or "Very Poor" (3.6%).

**Q. Was your performance in assignments discussed with you?**

14. Was your performance in assignments discussed with you?

192 responses

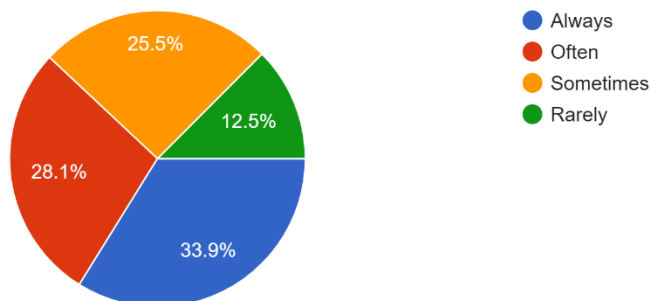


30.7% of students stated their assignment performance was discussed "Always," while 29.7% said "Often." 22.9% answered "Sometimes," and 16.7% said "Rarely".

**Q. Do teachers inform you about your expected competencies, course outcomes and programme outcomes.**

15. Do teachers inform you about your expected competencies, course outcomes and programme outcomes.

192 responses

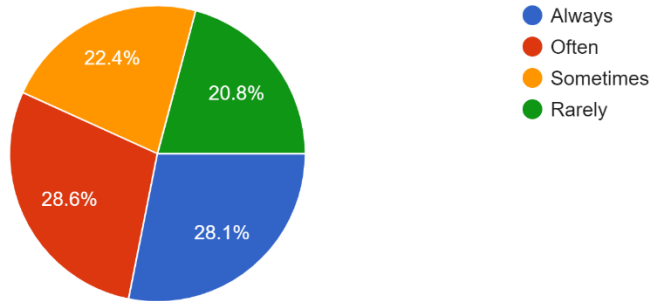


33.9% of students said teachers always inform them about competencies and outcomes, with a similar percentage reporting "Often" and "Sometimes".

**Q. Do teachers identify your strengths and encourage you by providing the right level of challenges?**

16. Do teachers identify your strengths and encourage you by providing the right level of challenges?

192 responses

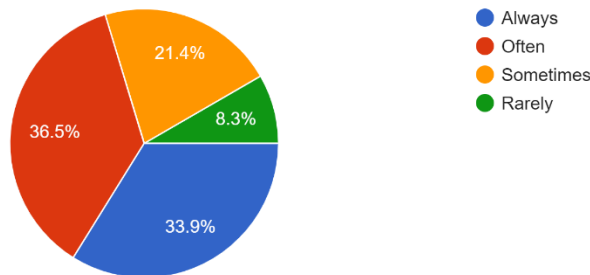


The responses were evenly distributed, with one-fourth of students reporting that teachers identify strengths and offer appropriate challenges "Always," "Often," "Sometimes," or "Rarely."

**Q. Do teachers use student centric methods, such as experiential learning, participative learning and problem-solving methodologies for enhancing learning experiences.**

17. Do teachers use student centric methods, such as experiential learning, participative learning and problem solving methodologies for enhancing learning experiences.

192 responses

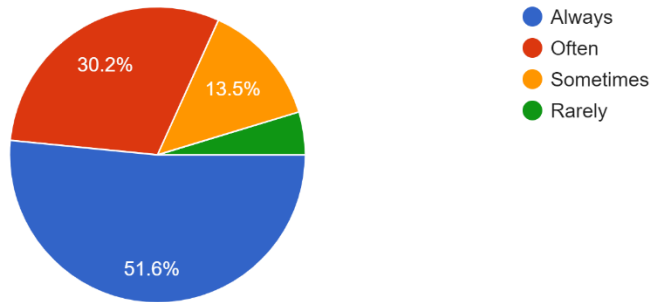


36.5% of students said that teachers always use student-centric methods, with 33.9% saying "Often" and 21.4% saying "Sometimes."

**Q. Are teachers supportive if you face any academic issues?**

18. Are teachers supportive if you face any academic issues?

192 responses

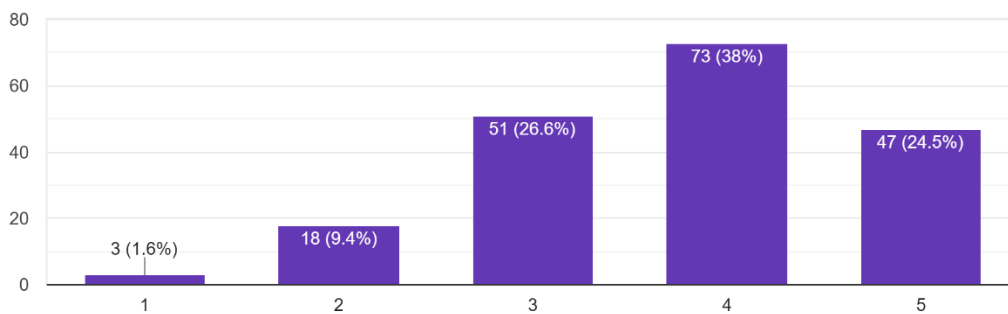


51.6% of students felt that teachers are always supportive with academic issues, and 30.2% said they are supported "Often".

**Q. On a scale of 1-5, 1 being 'Not Relevant', and 5 being 'Very Relevant', how is the syllabus that you are studying relevant to fulfilment of your career and personal goals?**

19. On a scale of 1-5, 1 being 'Not Relevant', and 5 being 'Very Relevant', how is the syllabus that you are studying relevant to fulfilment of your career and personal goals?

192 responses

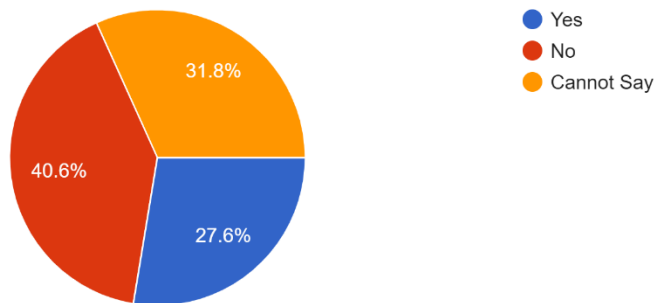


38% of students rated the syllabus a 4, and 24.5% rated it a 5 for relevance to their career and personal goals. Only 9.4% rated it a 2, and 1.6% rated it a 1.

**Q. Do you think that the college promotes enough internship and field visit opportunities for students.**

21. Do you think that the college promotes enough internship and field visit opportunities for students.

192 responses

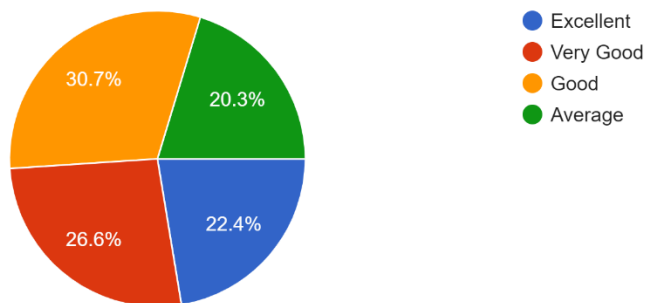


40.6% of students felt the college promotes sufficient internship and field visit opportunities, while 31.8% disagreed.

**Q. How would you grade the academic environment of the college?**

22. How would you grade the academic environment of the college?

192 responses

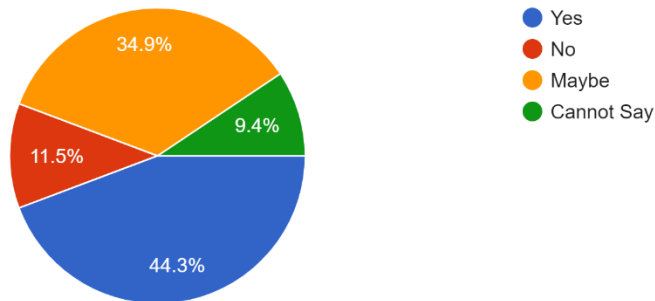


The majority (79.7%) rated the academic environment as "Excellent," "Very Good," or "Good"

**Q. Do you think the college provides ample co-curricular opportunities for holistic development?**

23. Do you think the college provides ample co-curricular opportunities for holistic development?

192 responses

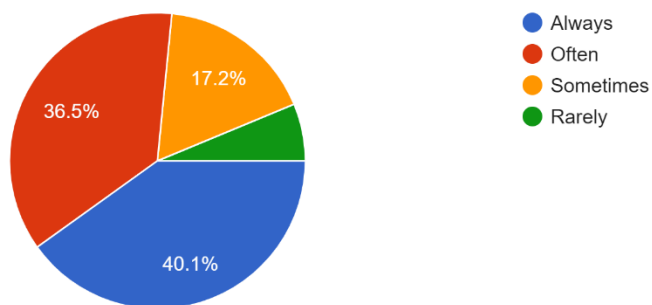


44.3% of students agreed that the college offers enough co-curricular opportunities, while 34.9% disagreed.

**Q. Are advisors helpful and give you time to sort issues?**

24. Are advisors helpful and give you time to sort issues?

192 responses

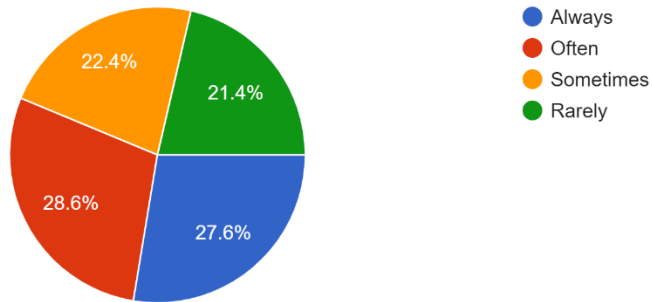


40% of students found their advisors helpful and available to sort issues, while 36% said they were "Often" helpful.

**Q. Do you think the admin and account staff is helpful to students?**

25. Do you think the admin and account staff is helpful to students?

192 responses

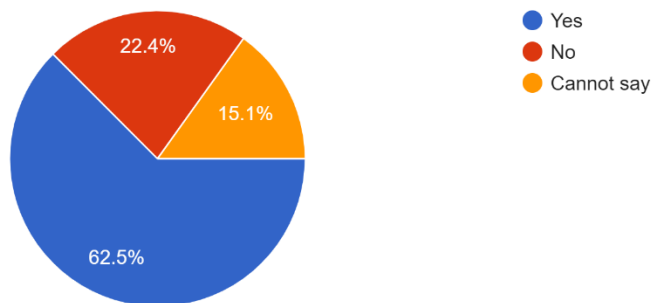


28% of students felt the admin and account staff were helpful, while 27% said "Often," 22% said "Sometimes," and 21% said "Rarely"

**Q. Do you get exposure in a range of learning resources like movies, e-resources, teamwork, field visits?**

26. Do you get exposure in a range of learning resources like movies, e-resources, teamwork, field visits?

192 responses



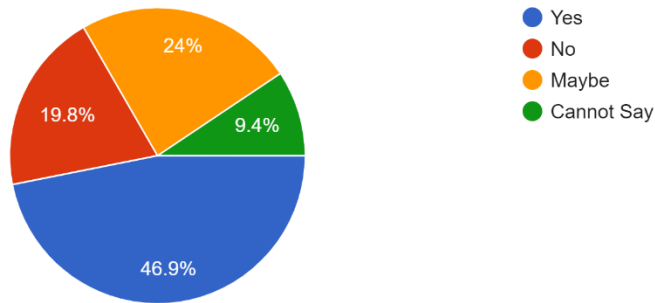
62% of students confirmed they have exposure to a range of learning resources, while 22% said they do not.



**Q. Do you think the college library is well-stocked with primary and secondary study material for students?**

27. Do you think the college library is well-stocked with primary and secondary study material for students?

192 responses

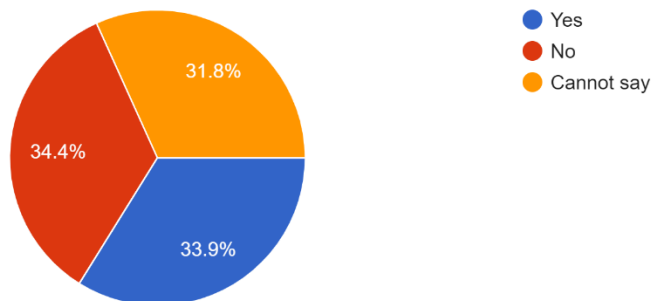


46% of students felt the college library is well-stocked, while 24% disagreed.

**Q. Do you have enough sports facilities?**

28. Do you have enough sports facilities?

192 responses

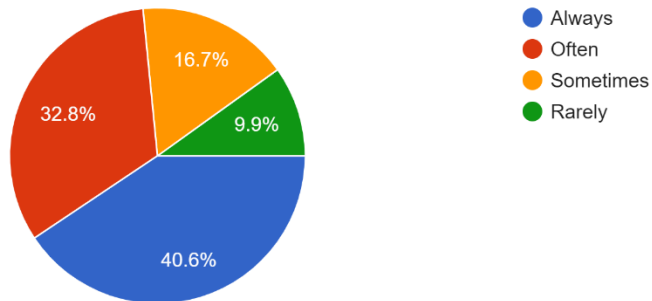


33.9% of students confirmed the availability of adequate sports facilities, while 31.8% disagreed.

**Q. Do you think the classrooms and basic amenities are regularly cleaned and well-maintained?**

29. Do you think the classrooms and basic amenities are regularly cleaned and well-maintained?

192 responses

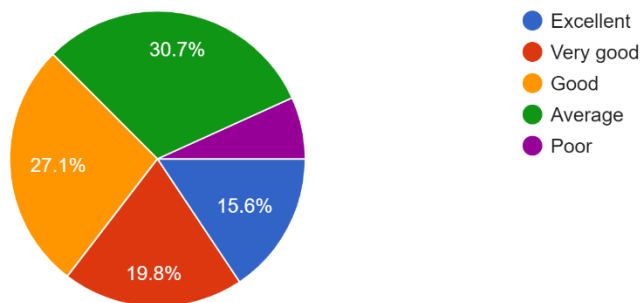


40% of students felt that classrooms and amenities are cleaned "Always," while 32% said "Often".

**Q. How would you rate your classrooms and labs.**

30. How would you rate your classrooms and labs.

192 responses

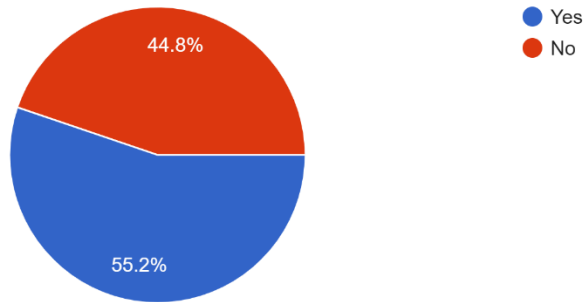


30% of students rated classrooms and labs as "Excellent," with 27% rating them "Very Good".

**Q. Do you get medical aid when required?**

31. Do you get medical aid when required?

192 responses

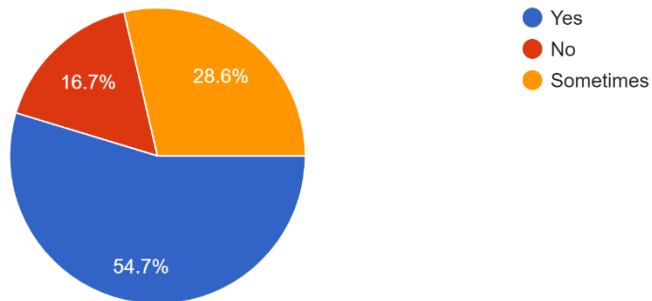


55.2% of students confirmed they receive medical aid when needed, while 44.8% said they do not.

**Q. Are the toilets clean?**

32. Are the toilets clean?

192 responses

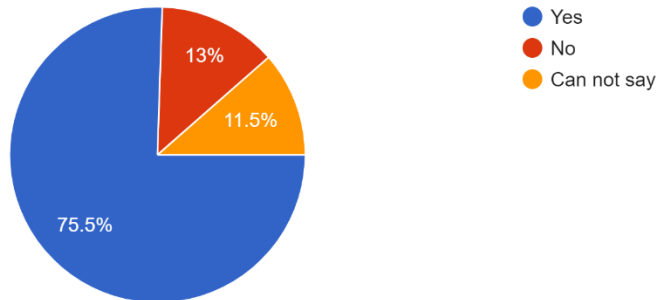


54% of students reported that the toilets are clean, while 28% disagreed.

### **Q. Are the toilets enough in number?**

33. Are the toilets enough in number?

192 responses

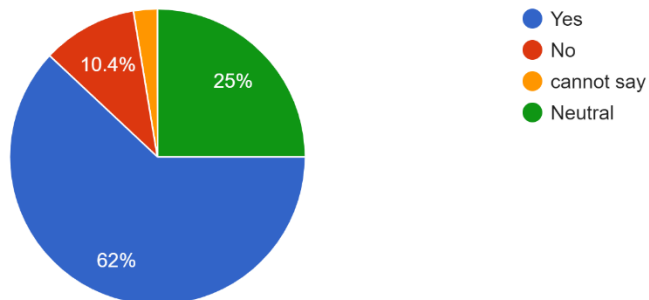


75.5% of students felt there are enough toilets, while 13% disagreed.

### **Q. Is the canteen food affordable?**

34. Is the canteen food affordable?

192 responses

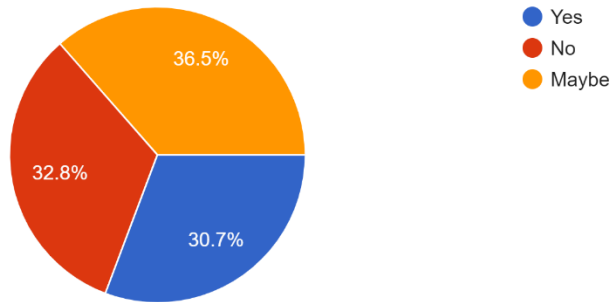


62% of students found the canteen food affordable, while 25% said it was not.

**Q. Is the canteen clean and hygienic?**

35. Is the canteen clean and hygienic?

192 responses

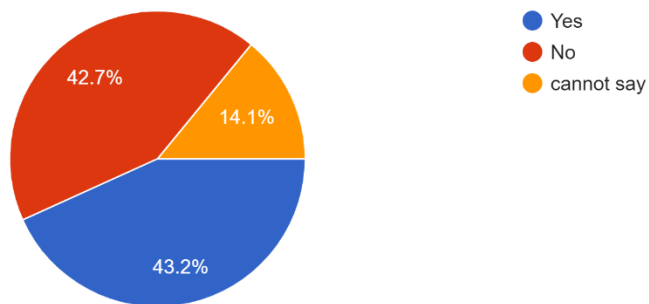


Only 36.5% of students said the canteen is clean and hygienic, while 32.8% said it is not.

**Q. Does the canteen have enough variety of food items?**

36. Does the canteen have enough variety of food items?

192 responses

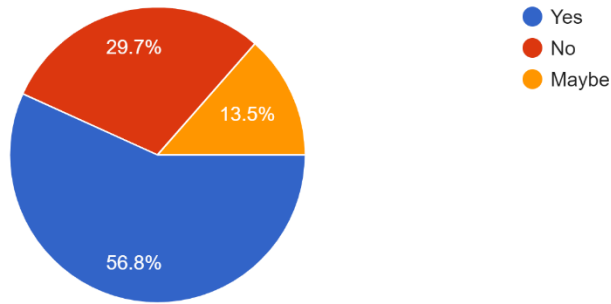


42.7% of students said the canteen offers enough variety, while 43.2% disagreed.

**Q. Are water coolers enough in college?**

37. Are water coolers enough in college?

192 responses

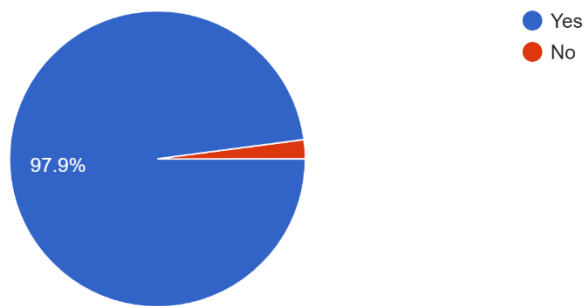


56% of students said there are enough water coolers, while 29% disagreed.

**Q. Do you feel safe in the college premises?**

38. Do you feel safe in the college premises?

192 responses

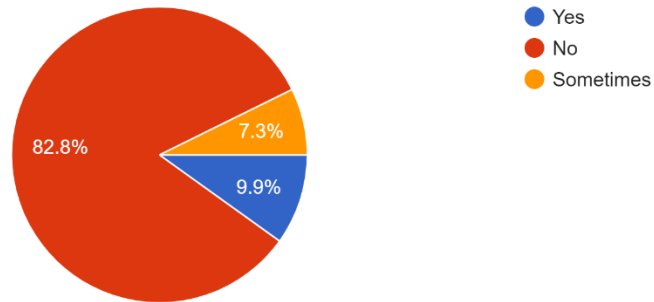


97.9% of students reported feeling safe, with only 2.1% expressing concerns.

**Q. Have you ever experienced institutional discrimination of any kind at IHE?**

39. Have you ever experienced institutional discrimination of any kind at IHE?

192 responses

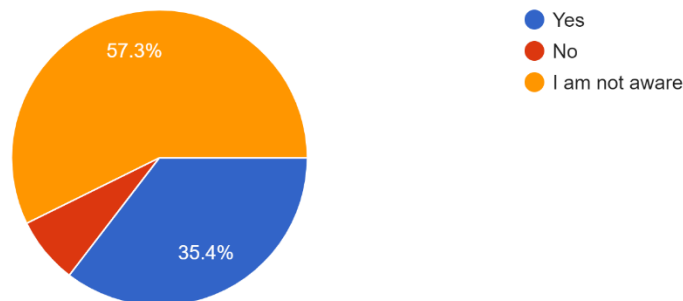


Majority of students (82.8%) reported no experience of institutional discrimination.

**Q. Do you think IHE has an effective grievance redressal mechanism in place for students?**

40. Do you think IHE has an effective grievance redressal mechanism in place for students?

192 responses



57.3% of students believe that IHE has an effective grievance redressal mechanism.

### **Q. Feedback with regards to the syllabi:**

Following suggestions were given by the students:

1. More time should be allotted to cover the syllabus to avoid last-minute pressure during exams.
2. Increased exposure through internships or field visits is essential, especially for Home Science students.
3. More practical exposure and career guidance programs would be beneficial.
4. Skill-based courses, particularly in Food Technology, would be helpful for career development.
5. The syllabus is relevant to academic needs but could benefit from more skill enhancement and personality development opportunities.
6. Teachers do an excellent job helping us understand complex topics
7. Incorporating more practical experiences will aid in better learning outcomes.

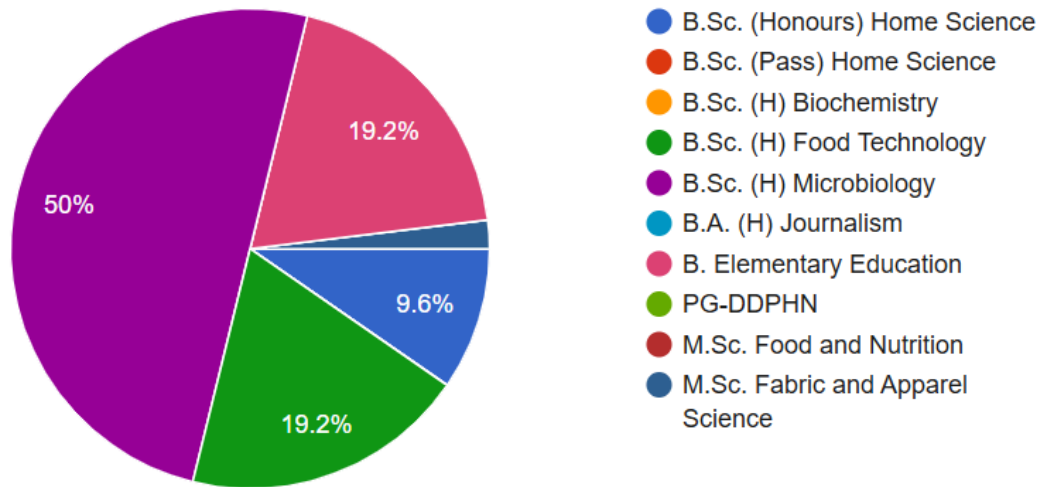
### **Q. Suggestions to improve the overall experience in college**

1. Offer study-abroad programs and international internships to foster global engagement.
2. Establish a secure, transparent complaint system to ensure student issues are addressed.
3. Provide more opportunities for career counseling, entrepreneurship, and innovation.
4. Expand support services for physical and mental health, including fitness classes and counseling.
5. Strengthen alumni engagement to create a robust alumni-student network.



ALUMNI  
FEEDBACK

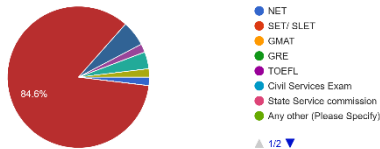
**Q. Programme of the Study (Last degree from IHE)**



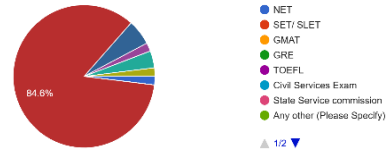
Half of the alumni respondents studied B.Sc (Hons) in Home Science, while an equal number pursued Elementary Education and PGDDPHN

**Q Have you cleared any of the following examination?**

Have you cleared any of the following Examination? (Click if applicable)  
52 responses



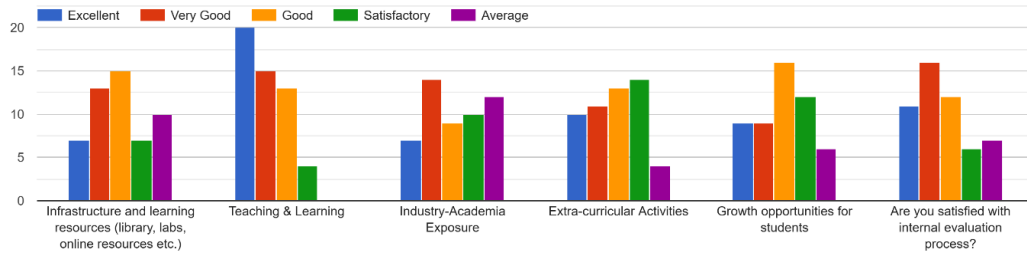
Have you cleared any of the following Examination? (Click if applicable)  
52 responses



Most respondents cleared SET/SLET exams, while a few appeared for other exams like NET and GMAT.

## Q Rate the college in the different areas.

Please rate the following areas of the college as per your opinion

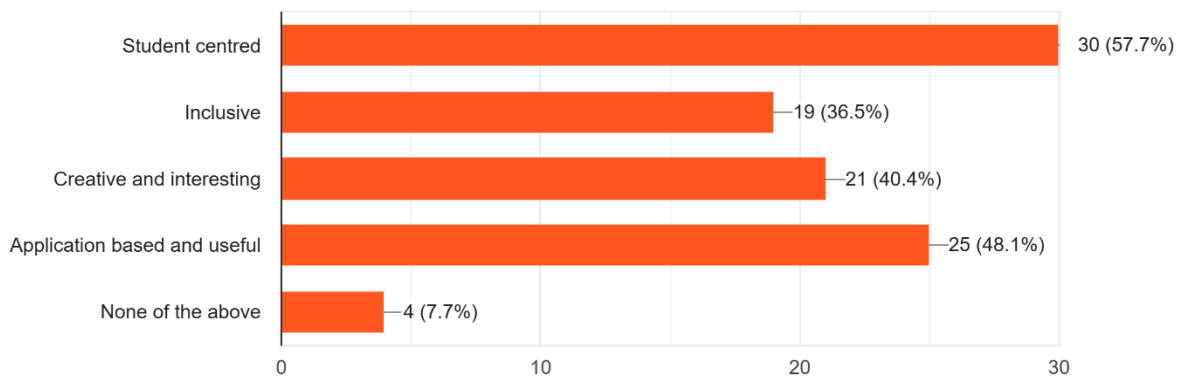


- Infrastructure and learning resources (library, labs, online resources) were rated as good.
- Teaching and learning resources were rated as excellent.
- Industry-academia exposure was rated very good.
- Extra-curricular activities were rated as good or satisfactory by almost equal numbers of respondents.
- Growth opportunities and the internal evaluation process were rated as good by an equal number of respondents.

**Q What do you think about teaching approach in our college?**

Do you think teaching approach in our college is? (Select all if required)

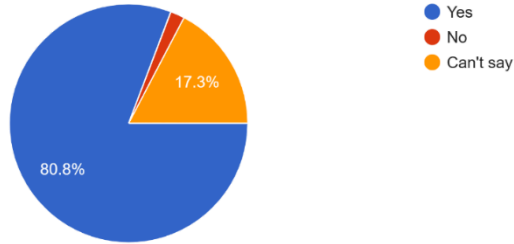
52 responses



Approximately half of the respondents found the teaching to be student-centric, while slightly fewer found it to be application-based and useful. Alumni suggested integrating more interactive methods like group discussions, case studies, gamification, and leveraging technology such as virtual labs, AR/VR, and collaborative platforms. Focus on real-world applications through projects and industry links, and the adoption of flipped classrooms for active learning was also recommended.

**Q. Did the institute helped in your academic excellence and personality development?**

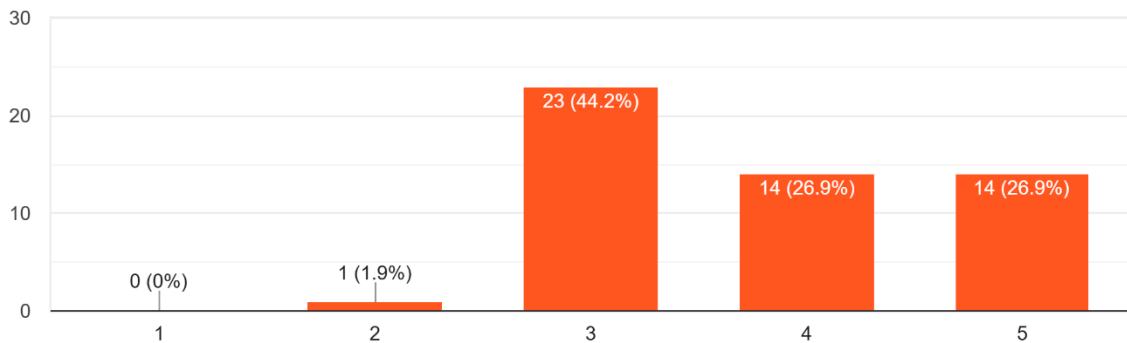
Did the Institute helped in your academic excellence and personality development ?  
52 responses



Over three-fourths of the respondents felt that the institute played a significant role in their academic excellence and personality development.

**Q How would you rate the overall experience at the college?**

How would you rate your overall experience at the college? Please select your rating on a scale of 1 to 5 (5 being the highest, higher scores will indicate a better perception or experience)  
52 responses

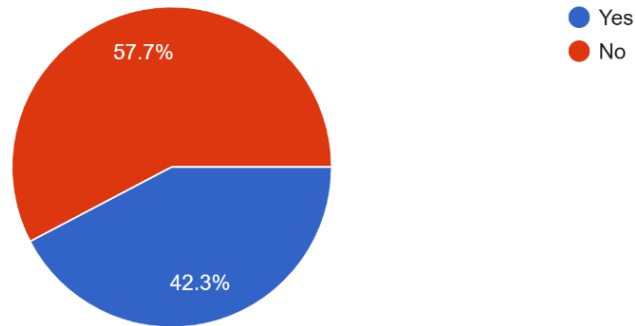


Just under half of the respondents rated their overall experience at the college as "good"

**Q Have you participated in any alumni events or activities organized by the college?**

Have you participated in any alumni events or activities organized by the college?

52 responses

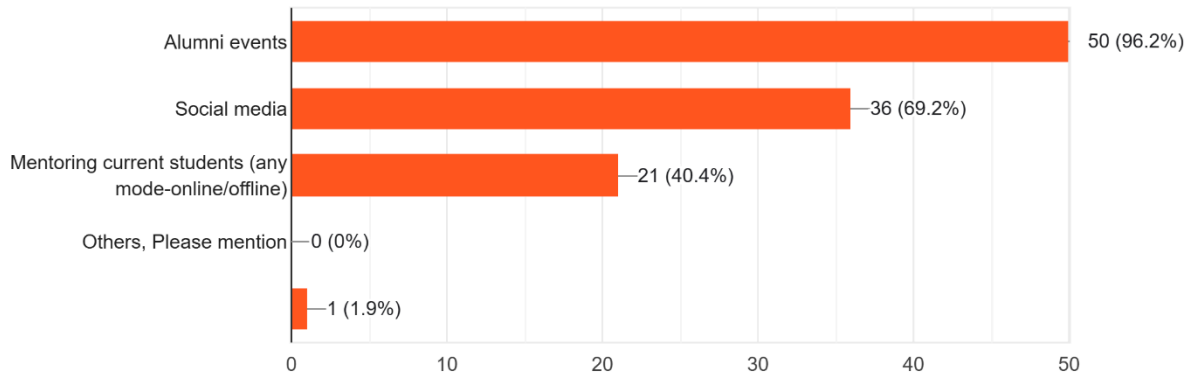


Almost half of the respondents participated in alumni events, while the other half did not.

**Q. How would you prefer to stay connected with the college?**

How would you prefer to stay connected with the college? (Select all if required)

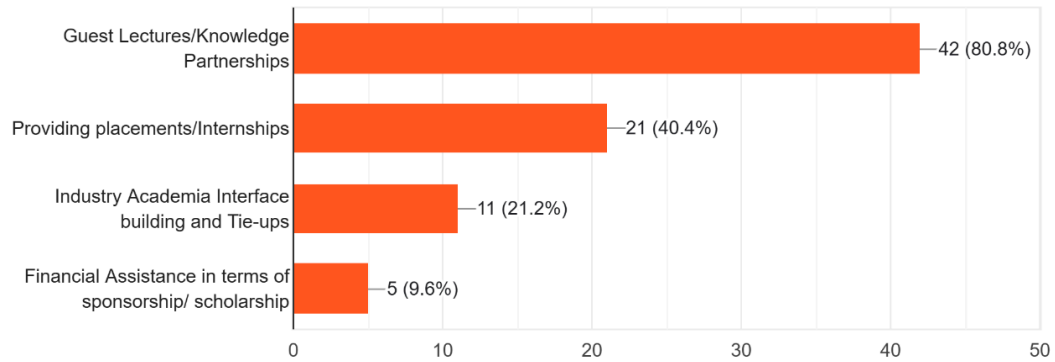
52 responses



Most respondents preferred staying connected through alumni events, with nearly three-fourths expressing interest in connecting via social media. Some suggested that the college provide online mentoring activities.

**Q. How would you like to contribute towards the development of the college?**

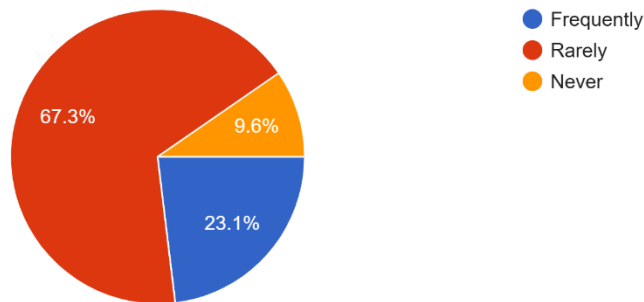
How would you like to contribute towards the development of the College? (Click all of required)  
52 responses



Around 80% of respondents expressed interest in contributing through guest lectures or establishing knowledge partnerships. About 40% were open to offering internships or placements, while others were interested in facilitating industry-academia collaborations, forming partnerships, or offering financial support.

**Q. Are you in connect with the faculty or visiting college after passout?**

Are you in connect with the faculty or visiting college after pass out?  
52 responses

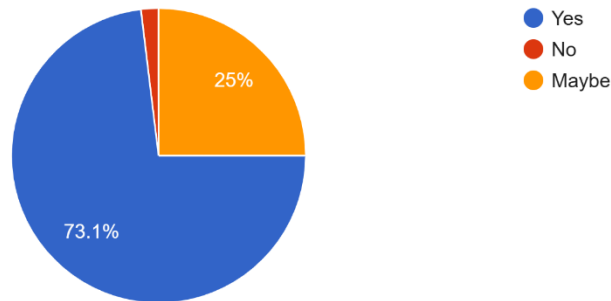


Two-thirds of respondents rarely visit the college or connect with faculty after graduation, while just under a quarter visit occasionally.

## **Q. Are you satisfied with the efforts taken by the college to connect with its alumni?**

Are you satisfied with the efforts taken by the College to connect with its Alumni?

52 responses



Most respondents were satisfied with the college's efforts to engage alumni, while about a quarter were neutral.

## **Q. What efforts should the college make to integrate its alumni in further enhancing the overall quality of the institution?**

1. **Building Alumni Networks:**
  - o Organize events and create platforms to connect alumni.
  - o Establish an alumni portal for networking and collaboration.
2. **Mentorship and Career Guidance:**
  - o Enable alumni to provide mentorship to current students.
  - o Offer career guidance sessions through alumni involvement.
3. **Leveraging Alumni Expertise:**
  - o Invite alumni for guest lectures and advisory roles.
  - o Recognize alumni achievements to strengthen ties with the institution.
4. **Internships, Projects, and Placements:**
  - o Engage alumni to provide internships and project opportunities.
  - o Facilitate alumni-supported placement initiatives.
5. **Fundraising and Institutional Support:**
  - o Encourage alumni participation in fundraising activities.
6. **Hosting Events for Engagement:**
  - o Organize annual reunions, webinars, and networking events to maintain alumni involvement.
7. **Curriculum Alignment:**
  - o Use alumni insights to align the curriculum with industry trends and needs.

### **Benefits Highlighted:**

- Fosters alumni engagement.



- Enhances career support for students.
- Aligns the curriculum with industry and real-world demands.
- Strengthens the relationship between alumni and the institution.

FEEDBACK

FROM

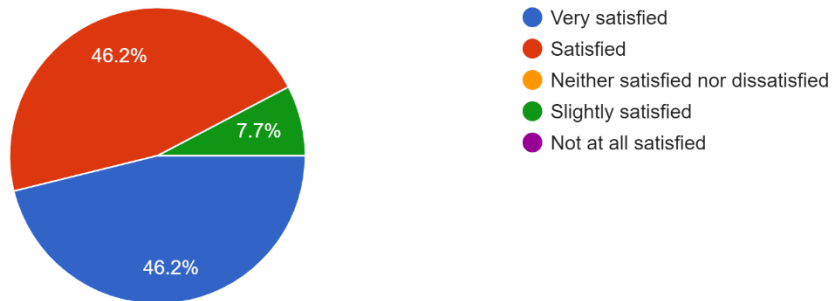
NON-TEACHING STAFF

## **WORKING ENVIRONMENT**

### **Q. How would you rate the conduct of the college leadership with regard to democratic functioning, transparency and support to staff?**

1. How would you rate the conduct of the college leadership with regard to democratic functioning, transparency and support to staff?

13 responses

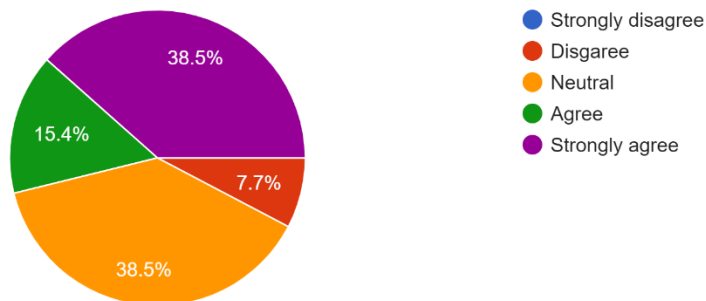


92.4% of respondents expressed satisfaction with the college leadership's functioning.

### **Q. Do you think that the work distribution is fair?**

2. Do you think that the work distribution is fair?

13 responses

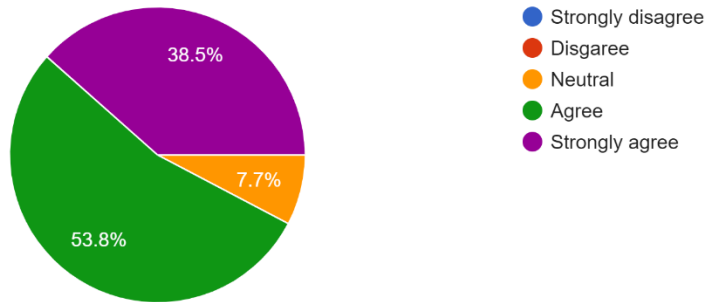


53.9% of respondents disagreed or strongly disagreed with the fairness of work distribution.

**Q. Do you find that the administration respects women employees and treats them well?**

3. Do you find that the administration respects women employees and treats them well?

13 responses

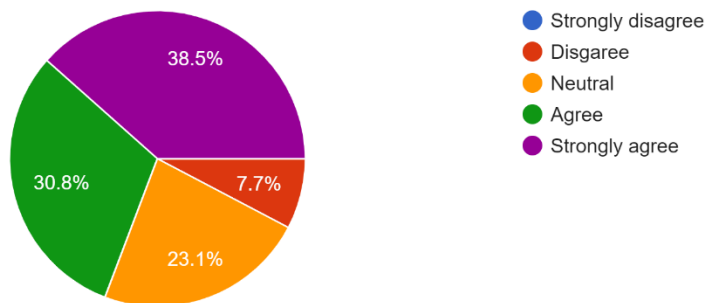


53.8% agreed that the administration respects women employees, though 38.5% disagreed.

**Q. Do you think that the employees are having clear understanding of their roles and responsibilities?**

4. Do you think that the employees are having clear understanding of their roles and responsibilities

13 responses

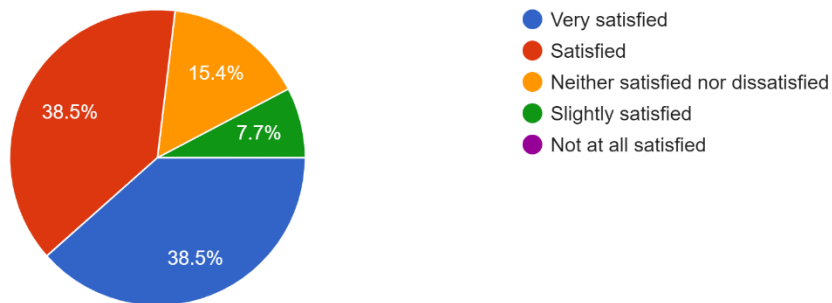


46.2% disagreed that employees have a clear understanding of their roles and responsibilities.

**Q. How would you rate the grievance redressal mechanism for members of the non-teaching community?**

5. How would you rate the grievance redressal mechanism for members of the non-teaching community?

13 responses

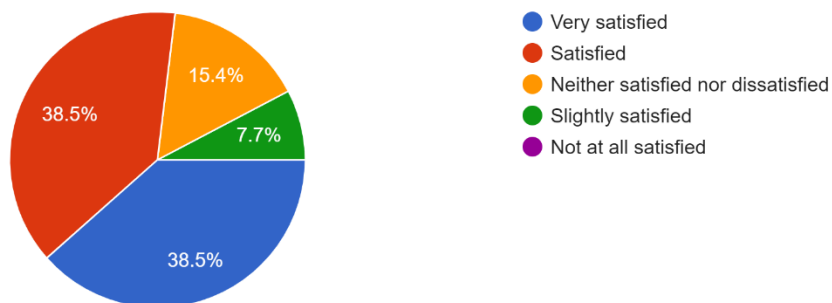


77% were satisfied with the grievance redressal mechanism. However, 15.4% are "Neither satisfied nor dissatisfied" and 7.7% are "Not at all satisfied".

**Q. How would you rate the inclusion of divergent opinions in various bodies at the Institute?**

6. How would you rate the inclusion of divergent opinions in various bodies at the Institute?

13 responses

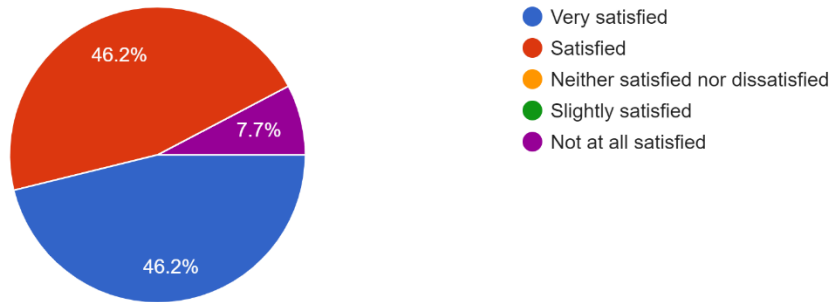


77% were satisfied with the inclusion of diverse opinions. However, 15.4% are "Neither satisfied nor dissatisfied" and 7.7% are "Not at all satisfied".

**Q. How would you rate the quality of your job satisfaction at IHE?**

7. How would you rate the quality of your job satisfaction at IHE?

13 responses

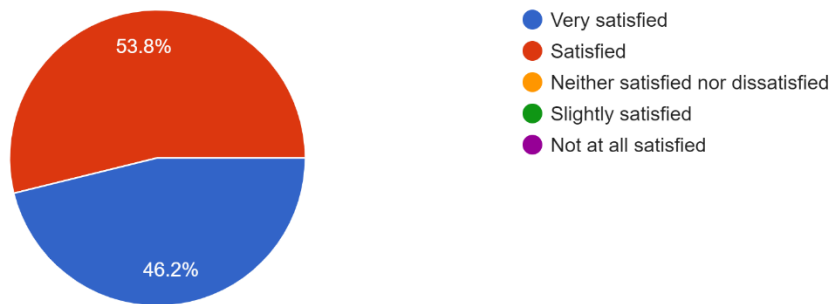


92.4% of respondents were satisfied with their job satisfaction at the institution.

**Q. How would you rate the working environment in your department?**

8. How would you rate the working environment in your department?

13 responses

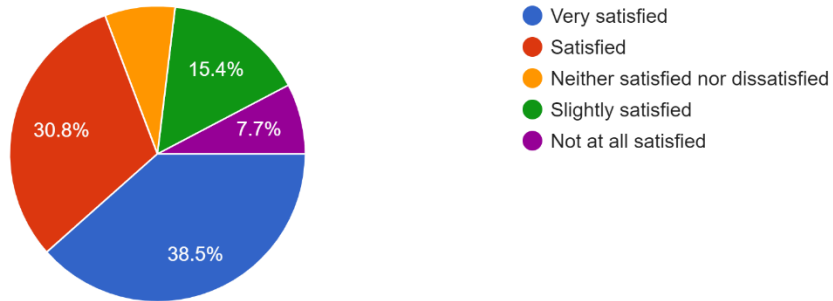


All (100%) the respondents expressed satisfaction with their department's working environment..

**Q. How would you rate the opportunities for personal and professional growth at the Institute?**

9. How would you rate the opportunities for personal and professional growth at the Institute?

13 responses

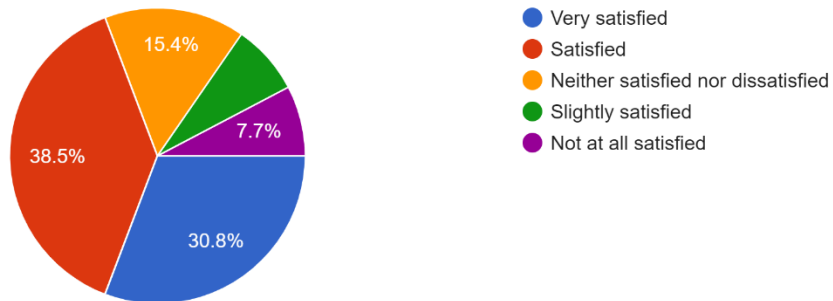


A high proportion of respondents (69.2%) are either "Very satisfied" or "Satisfied" with the opportunities for personal and professional growth at the Institute. However, 15.4% are "Neither satisfied nor dissatisfied" and 7.7% are "Not at all satisfied".

**Q. Do you feel satisfied with the duties allocated to you at the Institute?**

10. Do you feel satisfied with the duties allocated to you at the Institute?

13 responses

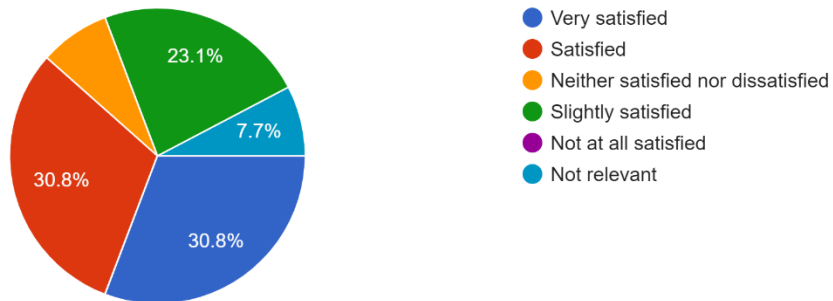


69.2% were satisfied with the opportunities for growth at the institute. However, 15.4% are "Neither satisfied nor dissatisfied" and 7.7% are "Not at all satisfied".

**Q. Do you feel satisfied with the duties allocated to you by the Department/ Teacher-IN charge?**

11. Do you feel satisfied with the duties allocated to you by the Department/ Teacher-IN charge?

13 responses

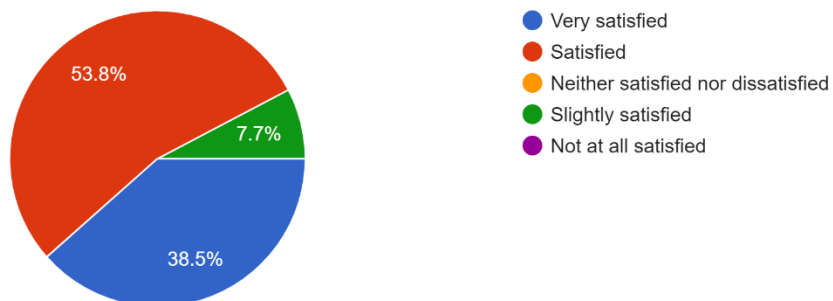


69.2% expressed satisfaction with their allocated duties.

**Q. How would you rate the work ethics and behavior of the teaching faculty in their dealing with non-teaching staff?**

12. How would you rate the work ethics and behavior of the teaching faculty in their dealing with non-teaching staff?

13 responses



92.3% were satisfied with the teaching faculty's work ethics and behavior toward non-teaching staff.



**Q. Suggestions to encourage professional growth and improve the working environment for staff.**

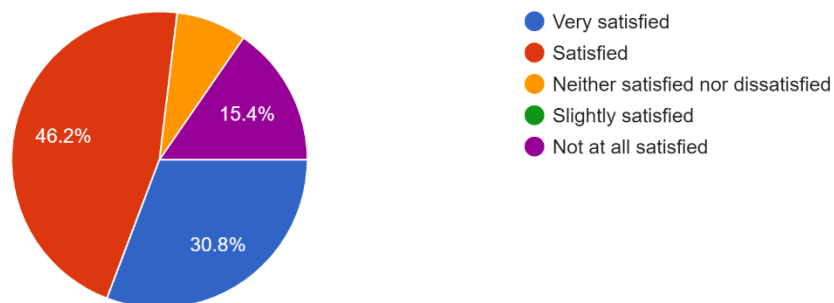
1. Establish a clearer staffing pattern and streamline the promotion process for non-teaching staff.
2. Provide more staff training to support professional growth.
3. Foster a more inclusive work environment for all employees.
4. Encourage transparent communication and job rotation.

**INFRASTRUCTURAL DIMENSIONS**

**Q. Do you think that the Institute's infrastructure is inclusive and responds to the needs of students and staff?**

15. Do you think that the Institute's infrastructure is inclusive and responds to the needs of students and staff ?

13 responses

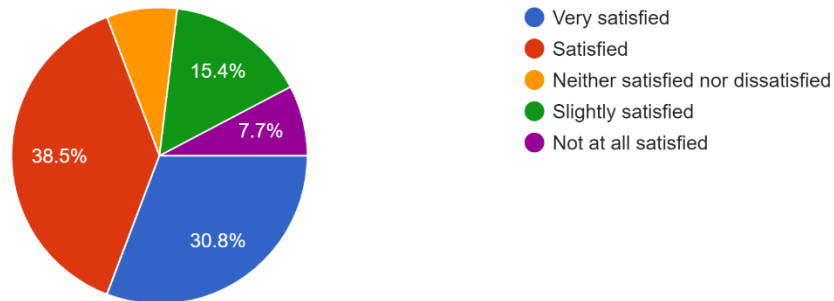


77% of respondents were satisfied with the inclusivity and responsiveness of the infrastructure.

**Q. How would you rate the hygiene and cleanliness of the classrooms and basic amenities at the Institute?**

16. How would you rate the hygiene and cleanliness of the classrooms and basic amenities at the Institute?

13 responses

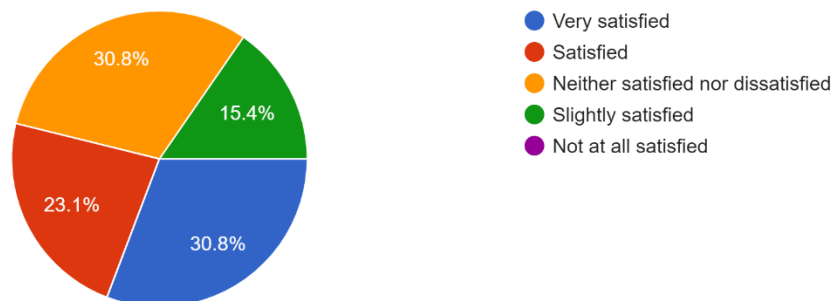


69.2% were satisfied with the cleanliness of classrooms and amenities. However, 15.4% are "Neither satisfied nor dissatisfied" and 7.7% are "Not at all satisfied".

**Q. How would you rate the accessibility, lift and fire security management at the Institute?**

17. How would you rate the accessibility, lift and fire security management at the Institute?

13 responses

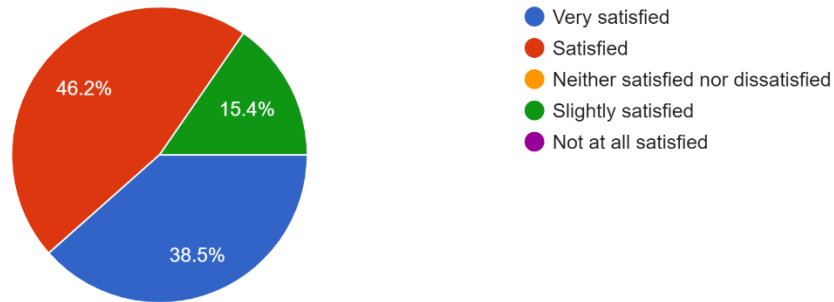


61.5% were satisfied with the accessibility, lift, and fire security measures. However, 23.1% are "Neither satisfied nor dissatisfied" and 15.4% are "Not at all satisfied".

## **Q. How would you rate the overall experience of working at the institute?**

18. How would you rate the overall experience of working at the institute?

13 responses



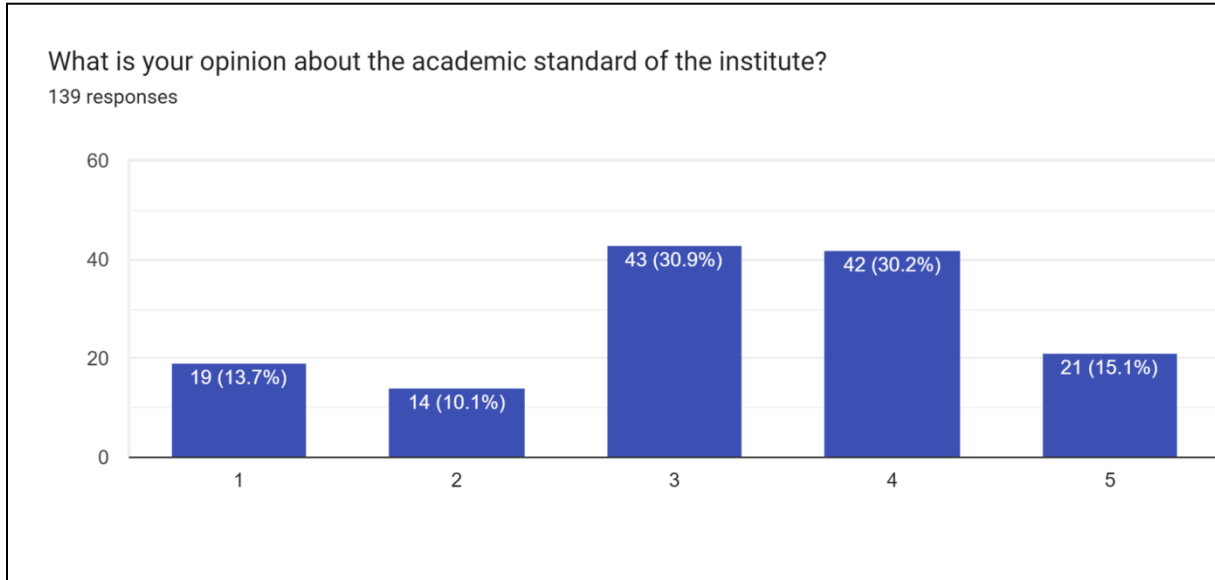
84.6% expressed satisfaction with their overall working experience. This suggests a positive overall experience for the majority of respondents.

## **Q. Suggestions for further improvement**

1. Organize extra-curricular activities for both students and staff
2. Improve infrastructure facilities.
3. Fill vacant positions on time.
4. Ensure consistent pest control.
5. Provide better medical facilities, including an on-site nurse.

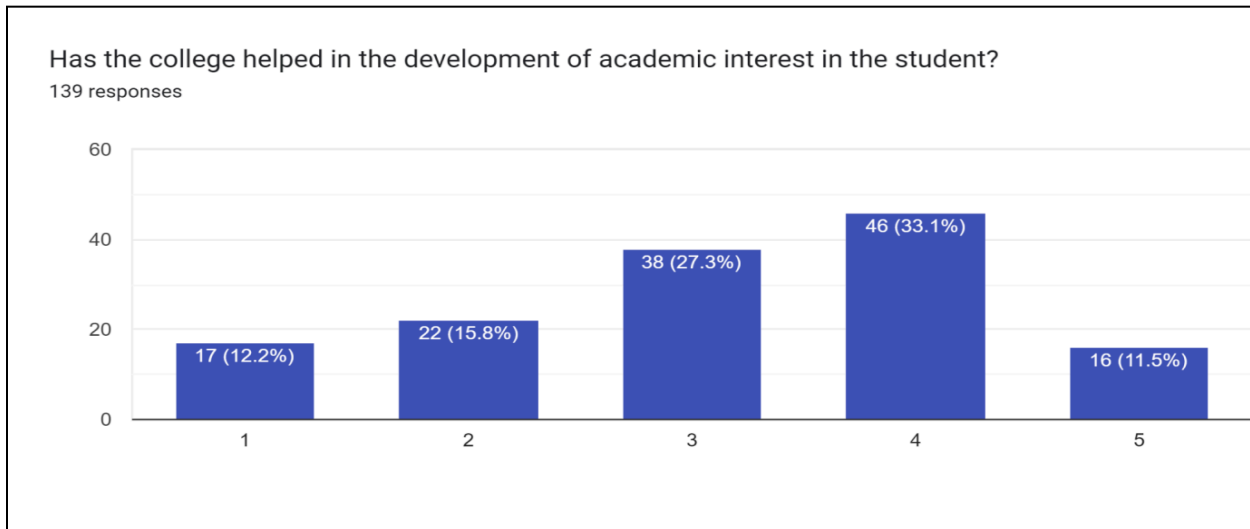
PARENTS  
FEEDBACK

**Q. What is your opinion about the academic standard of the institute?**



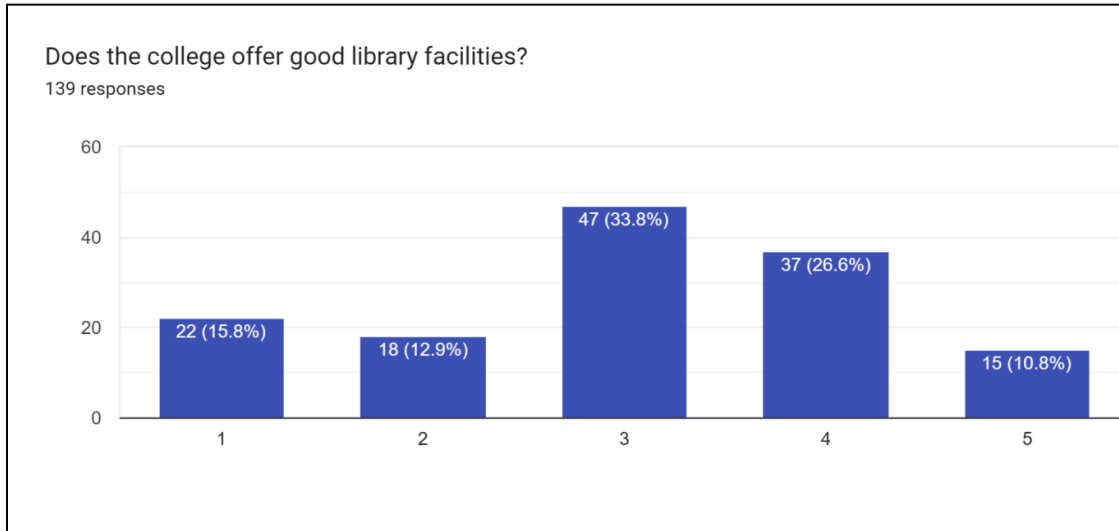
31% rated the academic standard as "good," and 30.2% rated it as "very good."

**Q. Has the college helped in the development of academic interest in the student?**



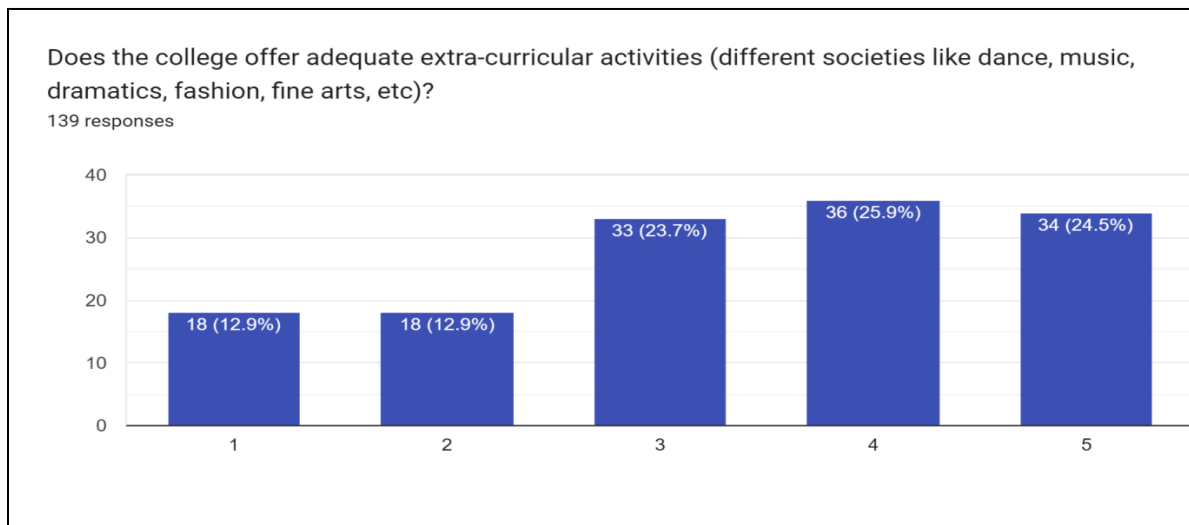
33.1% strongly agreed and 27.3% agreed that the college nurtured their child's academic interest.

**Q. Does the college offer good library facilities?**



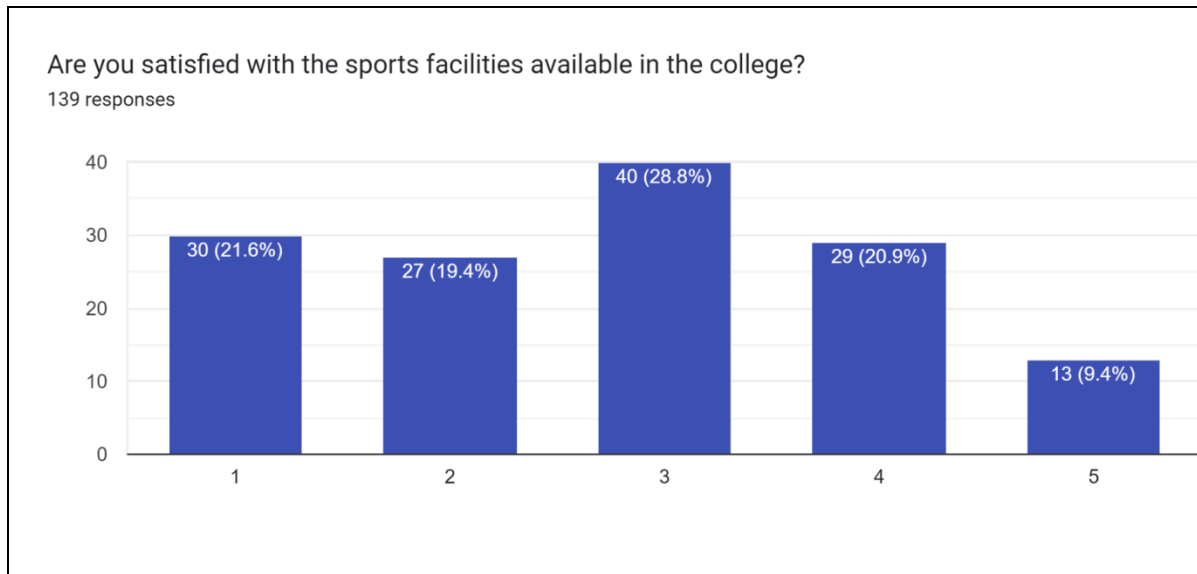
The graph shows the results of a survey asking about the college's library facilities. 33.8% agreed, and 26.6% strongly agreed about the quality of library facilities. The remaining responses were distributed among "strongly disagree", "disagree", and "neutral".

**Q. Does the college offer adequate extra-curricular activities (different societies like dance, music, dramatics, fashion, fine arts, etc)?**



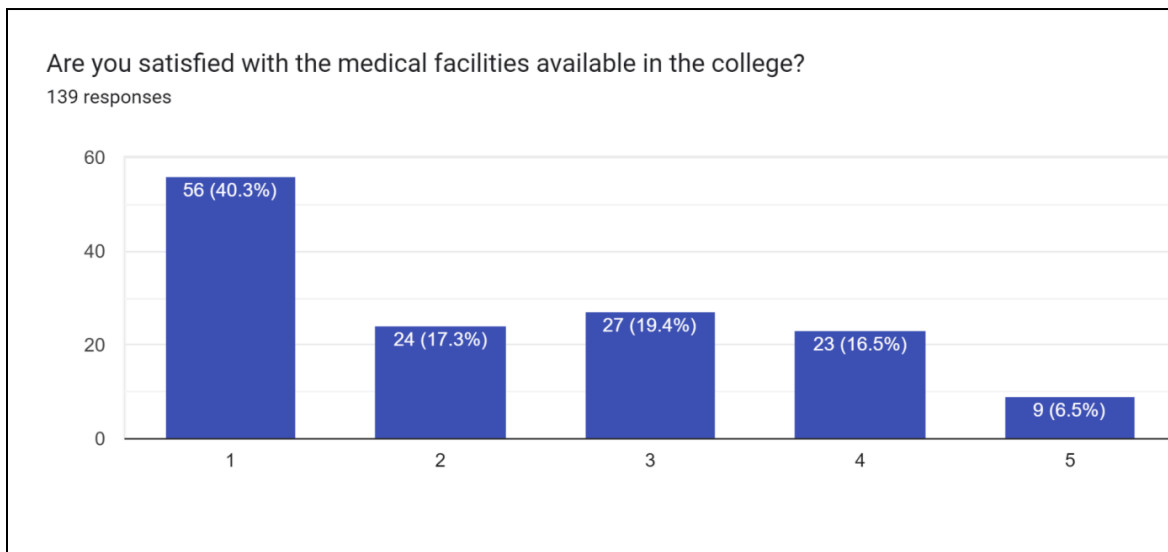
25.9% agreed, and 25.2% strongly agreed on the variety of extra-curricular activities offered. The remaining responses were distributed among "strongly disagree", "disagree", and "neutral".

**Q. Are you satisfied with the sports facilities available in the college?**



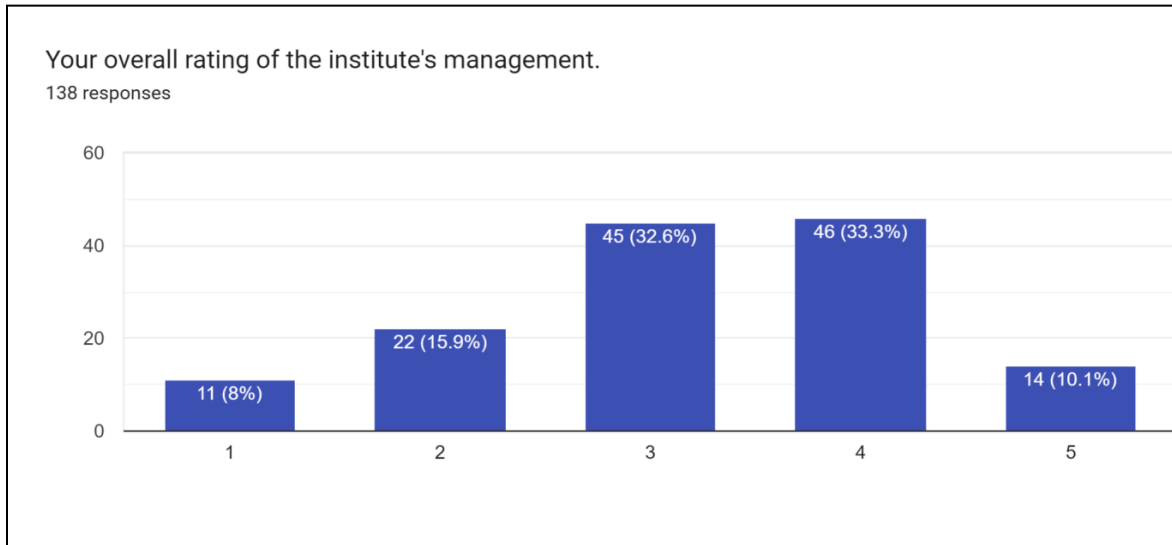
28.8% agreed, and 20.9% strongly agreed with the sports facilities.

**Q. Are you satisfied with the medical facilities available in the college?**



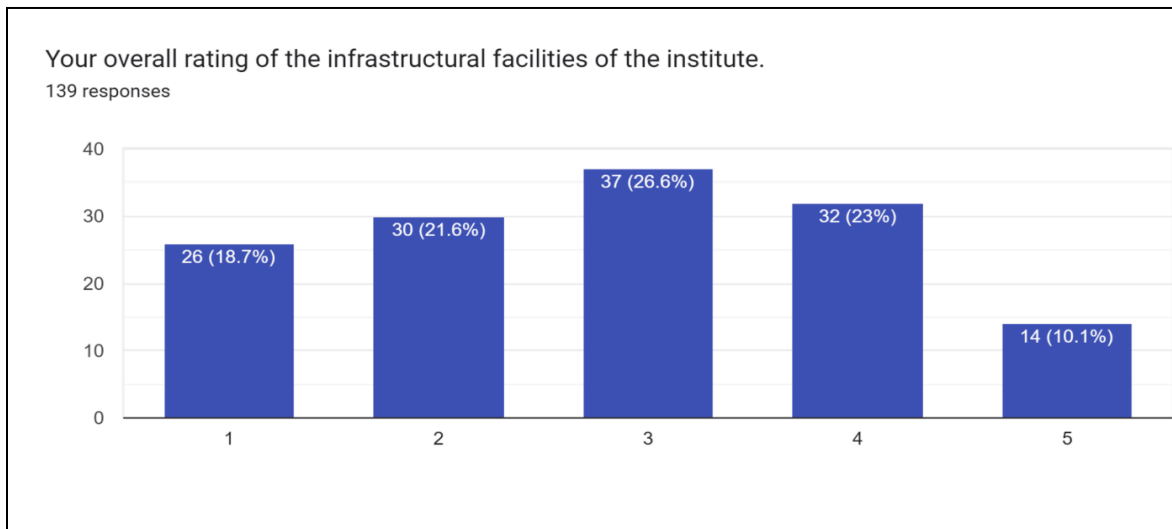
The graph shows the results of a survey asking about satisfaction with the college's medical facilities. 40.3% agreed, and 19.4% strongly agreed with the medical facilities provided.

**Q. Your overall rating of the institute's management.**



The graph shows the results of a survey asking about the overall rating of the institute's management. 33.3% agreed, and 32.8% strongly agreed with the institute's management.

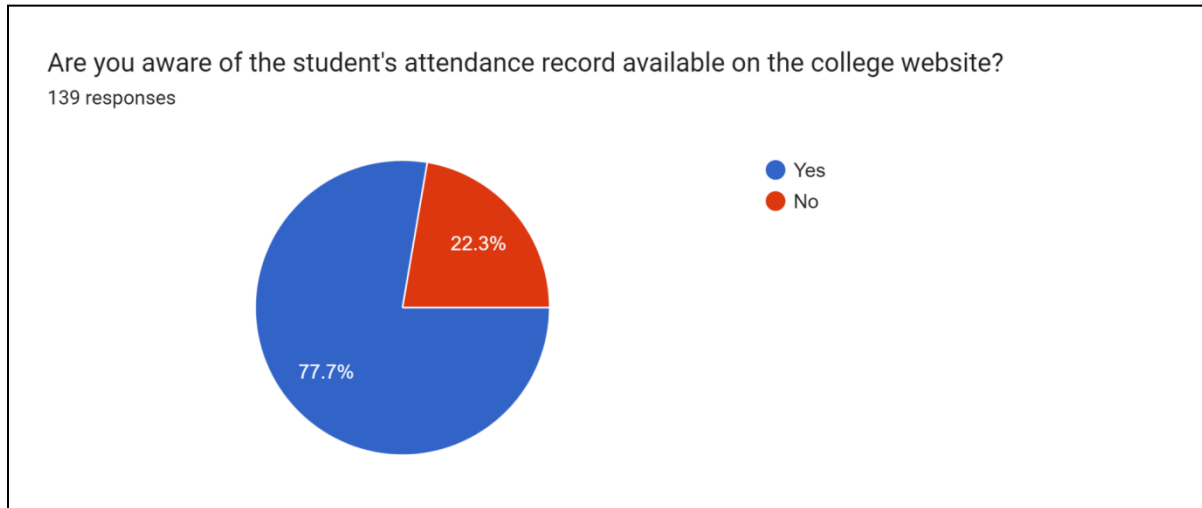
**Q. Your overall rating of the infrastructural facilities of the institute.**



The graph shows the results of a survey asking about the overall rating of the institute's infrastructural facilities. 26.6% agreed, and 23% strongly agreed with the infrastructure facilities.

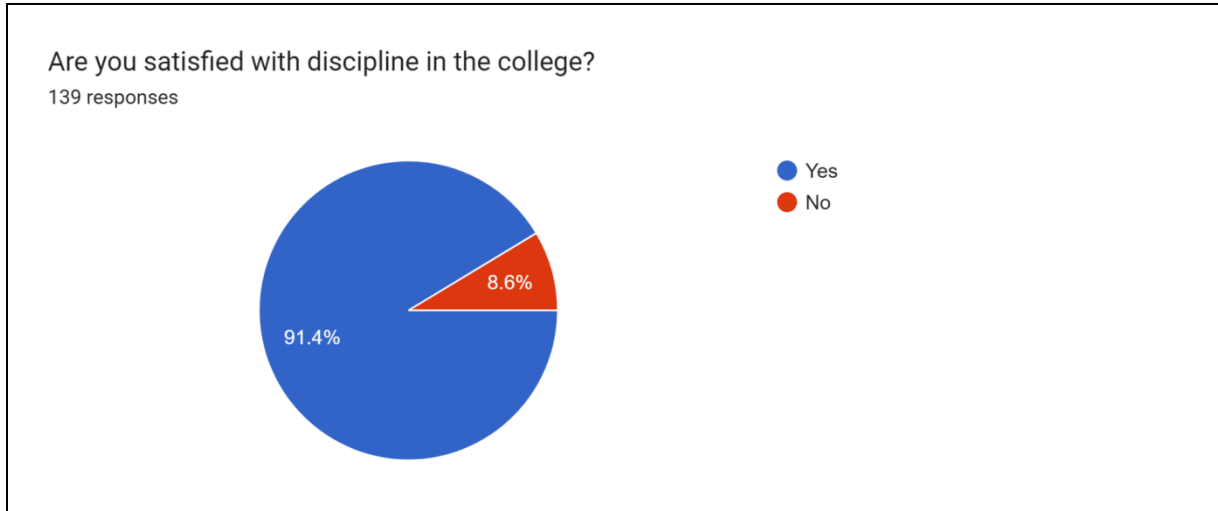


**Q. Are you aware of the student's attendance record available on the college website?**



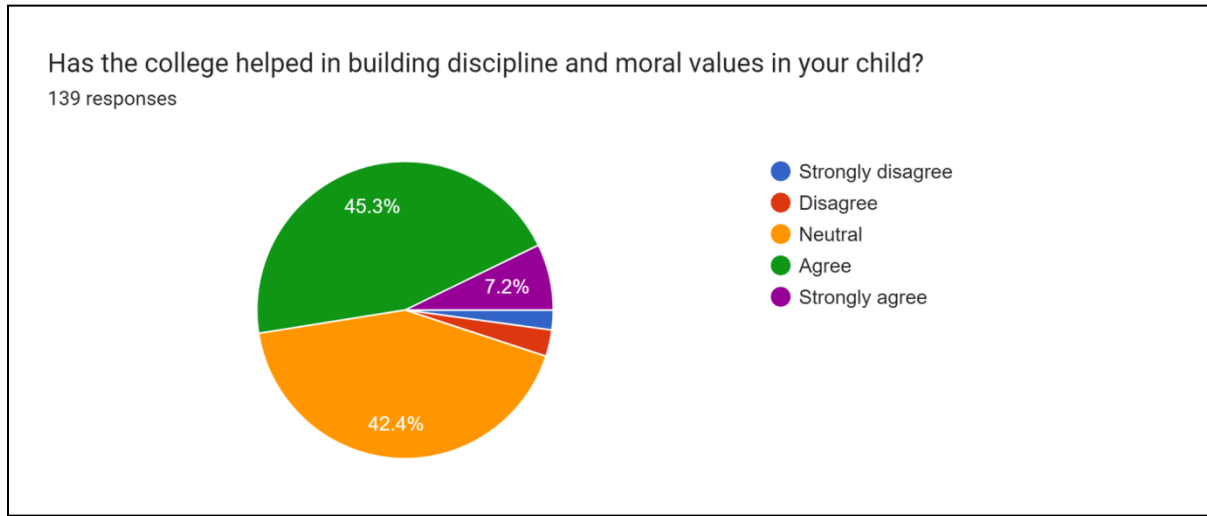
The graph shows the results of a survey asking about awareness of student attendance records on the college website. 77.7% were aware of the attendance records available on the website.

**Q. Are you satisfied with discipline in the college?**



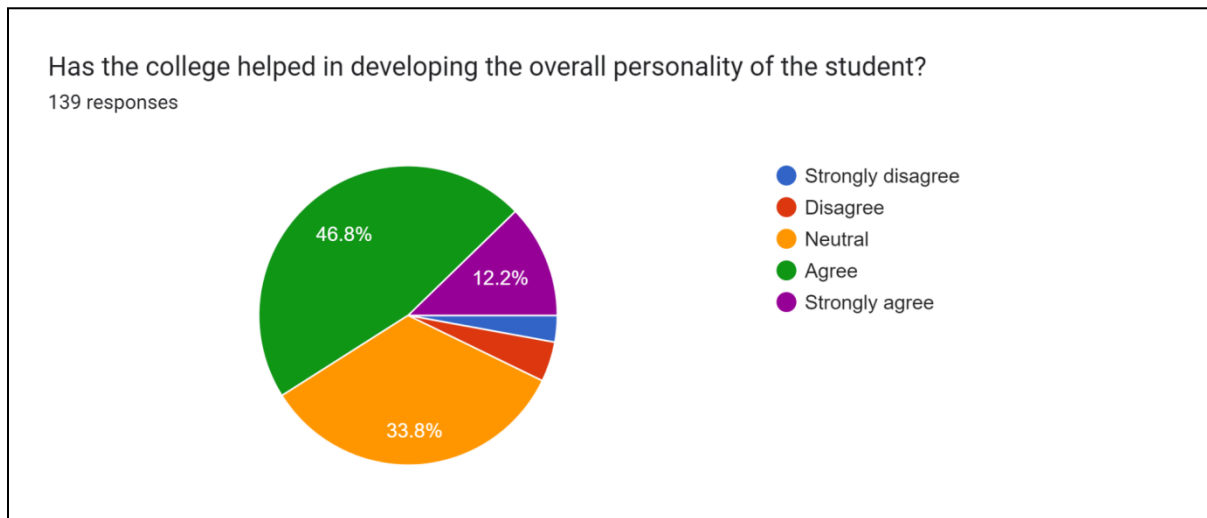
Majority (91.4%) were satisfied with the discipline in the college.

**Q. Has the college helped in building discipline and moral values in your child?**



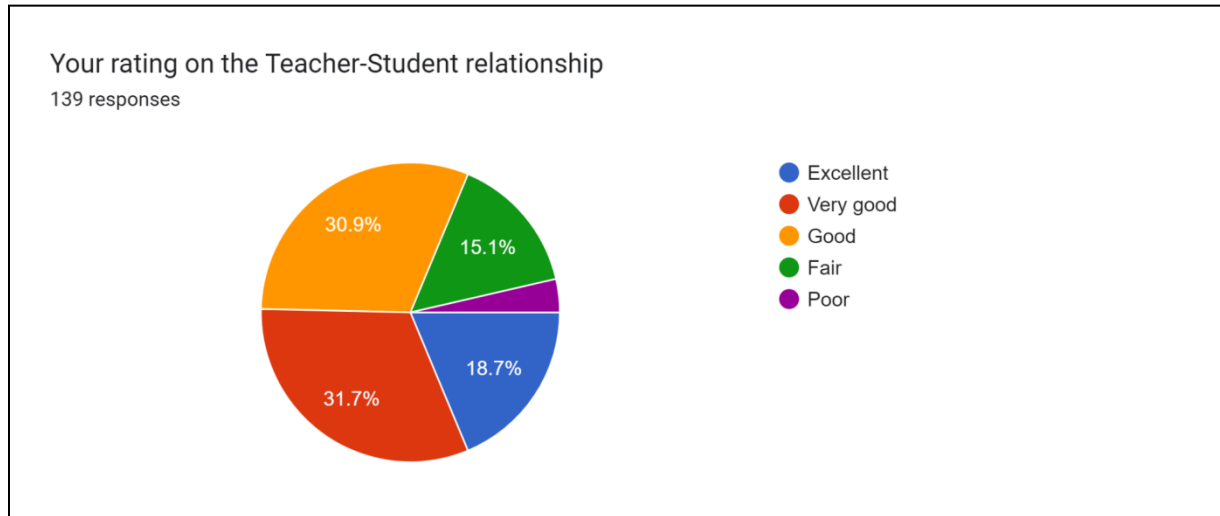
The graph shows the results of a survey asking about the college's contribution to students' discipline and moral values. 42.4% strongly agreed, and 45.3% agreed that the college helped in building discipline and moral values.

**Q. Has the college helped in developing the overall personality of the student?**



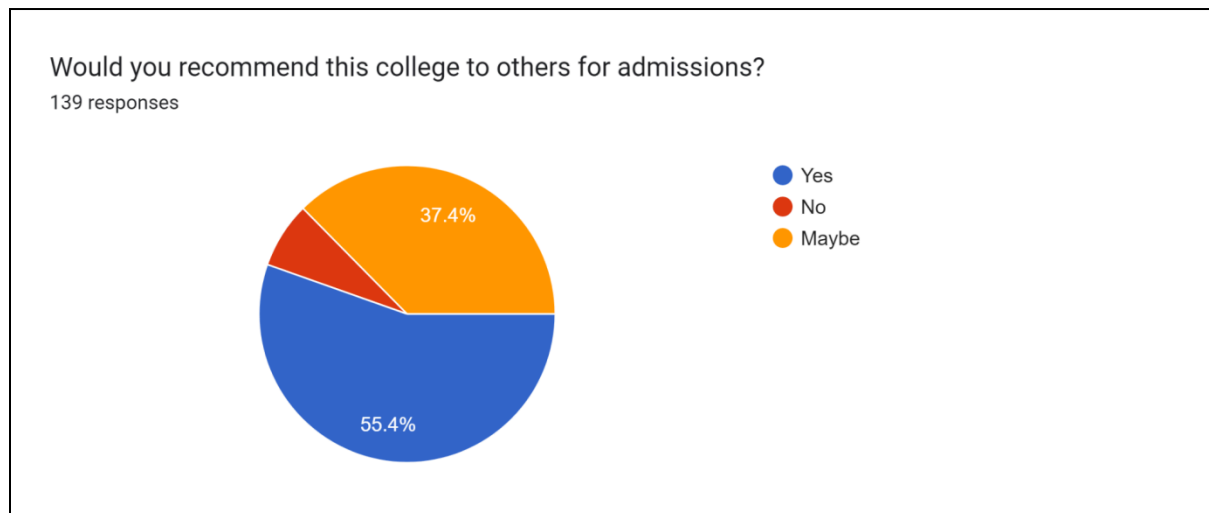
The graph shows the results of a survey asking about the college's contribution to students' overall personality development. 46.8% strongly agreed, and 12.2% agreed with the college's contribution to their child's personality development.

**Q. Your rating on the Teacher-Student relationship**



The graph shows the results of a survey asking about the teacher-student relationship. 139 people responded (31.7% ) rated it as "very good," and 30.9% rated it as "good".

**Q. Would you recommend this college to others for admissions?**



The graph shows the results of a survey asking about the recommendation of the college for admissions. 55.4% said "Yes," while 37.4% said "No."

**Q. Suggestions or remarks from parents**

1. Offer attendance benefits for students involved in extra-curricular activities.
2. Improve washroom facilities and cleanliness.
3. Implement a flexible attendance system for students with part-time jobs or internships.
4. Provide more internship opportunities and encourage extra-curricular involvement.
5. Organize events that help students build confidence and skills.
6. Offer online classes for students who cannot attend college regularly.