


INSTITUTE OF HOME ECONOMICS
(UNIVERSITY OF DELHI)
BALANCE SHEET AS AT 31ST MARCH, 2022


| SOURCE OF FUNDS | Schedule | (Amount in Rs.) | |
|--|----------|------------------------|------------------------|
| | | As at 31st Mar, 2022 | As at 31st Mar, 2021 |
| UNRESTRICTED FUNDS | | | |
| CORPUS/ CAPITAL FUND | | | |
| GENERAL FUND | 1 | 2,41,93,956.59 | 2,37,89,172.59 |
| DESIGNATED/ EARMARKED/ ENDOWMENT FUNDS | 2 | 19,92,35,248.14 | 28,55,40,036.54 |
| RESTRICTED FUNDS | 3 | 20,45,11,041.17 | 17,51,20,858.13 |
| LOANS/ BORROWINGS | 4 | 1,01,51,252.12 | 1,05,68,620.50 |
| CURRENT LIABILITIES & PROVISIONS | 5 | - | - |
| BUILDING FUND | 6 | 1,48,55,854.61 | 1,85,35,282.50 |
| PROVIDENT FUND | 7 | 3,12,72,139.62 | 3,46,14,593.62 |
| TOTAL | 8 | 22,56,16,711.77 | 21,30,47,367.94 |
| | | 70,98,36,204.02 | 76,12,15,931.82 |
| APPLICATION OF FUNDS | | | |
| FIXED ASSETS | | | |
| -Tangible Assets | 9 | 3,67,50,426.59 | 4,11,67,042.59 |
| -Intangible Assets | | 37,093.00 | 61,822.00 |
| INVESTMENTS | | 24,76,96,556.00 | 20,57,83,715.00 |
| CURRENT ASSETS | 10 | 8,98,59,693.13 | 19,73,45,262.76 |
| LOANS, ADVANCES & DEPOSITS | 11 | 1,52,46,315.34 | 1,52,33,822.34 |
| MANAGEMENT SHARE | 12 | 9,55,15,095.57 | 8,62,26,059.57 |
| TDS RECOVERABLE FROM MANAGEMENT | 24 | 19,64,312.62 | 23,50,839.62 |
| PROVIDENT FUND | 12C | 22,27,66,711.77 | 21,30,47,367.94 |
| TOTAL | 8 | 70,98,36,204.02 | 76,12,15,931.82 |
| Notes on Accounts | 25 | | |


For and on behalf of
Institute of Home Economics


Chairman


Treasurer


Director

For N.C & Associates
Chartered Accountants
FRN 017934N

CA. Saurabh Jain
Partner
M.No. - 504055



Place: New Delhi

Date: 12 AUG 2022

UDIN: 22504055AXN10A06113